



**Garland Independent School District**  
Office of the Superintendent

December 15, 2023

The Honorable Ed Kinkeade, Judge  
United States District Court for the  
Northern District of Texas, Dallas Division  
1100 Commerce Street, Room #15E6  
Dallas, TX 75242

**Street Address**

Harris Hill Administration Building  
501 S. Jupiter Rd.  
Garland, TX  
75042-7108

**Phone**

972-487-3023

**FAX**

972-485-4936

RE: The United States of America,  
et al v. Garland Independent School District,  
No. CA3-4100R

Dear Judge Kinkeade:

Pursuant to the order in the Agreed Judgment of July 14, 1987, please accept this letter and accompanying exhibits as the Garland Independent School District's December semi-annual report on the status of the Freedom of Choice Plan (with Court-ordered Modifications, as Amended in 1987 and 2012). The report will be reviewed by the Board of Trustees on January 16, 2023, and by the Multi-Ethnic Committee in parts at each of their scheduled 2023-2024 meetings.

The points enumerated below describe current conditions and developments since the last report of June 15, 2023. The narrative portion of this report continues to be abbreviated and the accompanying exhibits provide corroborative and supplemental data.

Major occurrences since June 15, 2023, are as follows:

1. The four academies that serve gifted/talented students and neighborhood children remain fully operational. Enrollment figures vary very little from those reported in June.

- a. As of December 14, 2023, Austin Academy has an enrollment of 960 students. Of this number, 683 are magnet students. Included are 323 sixth graders, 313 seventh graders, and 324 eighth graders. Of this number, 181 (18.85%) are White; 119 (12.40%) are African American; 434 (45.21%) are Hispanic; 198 (20.63%) are Asian; 0 (0%) are American Indian; 1 (0.10%) is Pacific Islanders; and 27 (2.81%) are two or more races or ethnicities. The school has a waiting list of 112 academy non-neighborhood students.
- b. As of December 14, 2023, Kimberlin Academy has an enrollment of 498 students. Of this number, 355 are magnet students. Included are 66 Kindergartners, 67 first graders, 88 second graders, 92 third graders, 92 fourth graders, and 93 fifth graders. Of this number, 143 (28.71%) are White; 94 (18.88%) are African-American; 153 (30.72%) are Hispanic; 74 (14.86%) are Asian; 1 (0.20%) are American Indian; and 33 (6.63%) are two or more races or ethnicities. There are 13 academy non-neighborhood magnet students on the waiting list.
- c. As of December 14, 2023, Hillside Academy has an enrollment of 466 students. Of this number, 340 are magnet students. Included are 63 Kindergartners, 63 first graders, 82 second graders, 82 third graders, 81 fourth graders, and 95 fifth graders. Of this number, 68 (14.59%) are White; 61(13.09%) are African-American; 234 (50.21%) are Hispanic; 85 (18.24%) are Asian; 1 (0.21%) are American Indian; and 17 (3.65%) are two or more races or ethnicities. There are 15 academy non-neighborhood magnet children on the waiting list.
- d. As of December 14, 2023, Walnut Glen Academy has an enrollment of 406 students. Of this number, 284 are magnet students. Included are 55 Kindergartners, 43 first graders, 68 second graders, 74 third graders, 80 fourth graders, and 86 fifth graders. Of this number, 64 (15.76%) are White; 68 (16.75%) are African-American; 167 (41.13%) are Hispanic; 86 (21.18%) are Asian; 3 (0.74%) are American Indian; (0%) is Pacific Islander; and 18 (4.43%) are two or more races or ethnicities. There are 11 academy non-neighborhood magnet student on the waiting list.

See Exhibit 1.

2. The District has four math-science-technology magnets.
  - a. As of December 14, 2023, Beaver Technology Center for Math and Science has an enrollment of 545 students. Of this number, 321 are magnet students. Included are 61 Kindergartners, 71 first graders, 96 second graders, 99 third graders, 109 fourth graders, and 109 fifth graders. Of this number, 64 (11.74%) are White; 78 (14.31%) are African-American; 246 (45.14%) are Hispanic; 138 (25.32%) are Asian; 0 (0%) are American Indian; 1 (0.18%) are Pacific Islander; and 18 (3.30%) are two or more races or ethnicities.
  - b. As of December 14, 2023, Watson Technology Center for Math and Science has an enrollment of 551 students. Of this number, 351 are magnet students. Included are 64 Kindergartners, 61 first graders, 92 second graders, 106 third graders, 106 fourth graders, and 122 fifth graders. Of this number, 88 (15.97%) are White; 90 (16.33%) are African-American; 298 (54.08%) are Hispanic; 56 (10.16%) are Asian; 0 (0%) is American Indian; 0 (0%) is Pacific Islander, and 19 (3.45%) are two or more races or ethnicities.
  - c. As of December 14, 2023, Jackson Middle School has an enrollment of 1,140 students. Of this number, 583 are in the MST component, and 557 are neighborhood students. Included in the 1,140 students are 397 sixth graders, 380 seventh graders, and 363 eighth graders. Of this number, 129 (11.32%) are White; 153 (13.42%) are African-American; 639 (56.05%) are Hispanic; 104 (17.84%) are Asian; 1 (0.09%) are American Indian; 0 (0%) are Pacific Islander; and 37 (3.25%) are two or more races or ethnicities.
  - d. As of December 14, 2023, North Garland High School has an enrollment of 2,782 students. Of this number, 1,443 are in the MST and the Pathways in Technology Early College High School (P-TECH) component, and 1,339 are neighborhood students. Included in the 2,782 students are 797 ninth graders, 729 tenth graders, 644 eleventh graders, and 612 twelfth graders. Of this number, 227 (8.16%) are White; 358 (12.87%) are African-American; 1,539 (55.32%) are Hispanic; 595 (21.39%) are Asian; 12 (0.43%) are American Indian; 3 (0.11%) are Pacific Islander; and 48 (1.73%) are two or more races or ethnicities.

Judge Ed Kinkeade

Page 3

December 15, 2023

3. As of December 14, 2023, Lakeview Centennial High School has an enrollment of 2,127 students. Of this number, 1,057 are in the College-Career-Connect and Pathways in Technology Early College High School (P-TECH) component and 1,070 are neighborhood students. Included in the 2,127 students are 554 ninth graders, 527 tenth graders, 528 eleventh graders, and 518 twelfth graders. Of this number, 201 (9.45%) are White; 631 (29.67%) are African-American; 1,126 (52.94%) are Hispanic; 107 (5.03%) are Asian; 6 (0.28%) are American Indian; 0 (0%) is Pacific Islander; and 56 (2.63%) are two or more races or ethnicities.

See Exhibit 1 for additional details.

4. The District has two Classical Center schools in operation.
  - a. As of December 14, 2023, the Classical Center at Vial Elementary School has an enrollment of 554 students. Of this number, 408 students are in the classical component. Included in the 554 students are 70 Kindergartners, 96 first graders, 90 second graders, 99 third graders, 96 fourth graders, and 103 fifth graders. Of this number, 66 (11.91%) are White; 106 (19.13%) are African-American; 315 (56.86%) are Hispanic; 29 (5.23%) are Asian; 2 (0.36%) are American Indian; 0 (0%) is Pacific Islander; and 36 (6.50%) are two or more races or ethnicities.
  - b. As of December 14, 2023, the Classical Center at Brandenburg Middle School has an enrollment of 1,053 students. Of this number, 612 are in the classical component. Included in the 1,053 students are 373 sixth graders, 323 seventh graders, and 357 eighth graders. Of this number, 184 (17.47%) are White; 210 (19.94%) are African-American; 567 (53.85%) are Hispanic; 48 (4.56%) are Asian; 5 (0.47%) are American Indian; 0 (0%) is Pacific Islander; and 39 (3.70%) are two or more races or ethnicities.

See Exhibit 1.

5. The International Baccalaureate Program at Garland High School has 961 students. Included are 266 ninth graders, 291 tenth graders, 224 eleventh graders, and 180 twelfth graders. Of this number, 183 (19.04%) are White; 121 (12.59%) are African-American; 471 (49.01%) are Hispanic; 151 (15.71%) are Asian; 2 (0.21%) are American Indian; 1 (0.1%) are Pacific Islander; and 32 (3.33%) are two or more races or ethnicities.

See Exhibit 1.

6. The District has two Pre-Kindergarten Centers in operation.
  - a. As of December 14, 2023, Gloria Cisneros Pre-K Center has an enrollment of 351 students. Included in the 351 students are 27 Early Childhood students and 324 Pre-K students. Of this number, 11 (3.13%) are White; 11 (3.13%) are African-American; 320 (91.17%) are Hispanic; 0 (0%) are Asian; 7 (1.99%) are American Indian; 0 (0%) are Pacific Islander; and 2 (0.57%) are two or more races or ethnicities.
  - b. As of December 14, 2023, Florence Parsons Pre-K Center has an enrollment of 323 students. Included in the 323 students are 30 Early Childhood students and 293 Pre-K students. Of this number, 22 (6.81%) are White; 29 (8.98%) are African-American; 202 (62.54%) are Hispanic; 57 (17.65%) are Asian; 0 (0%) are American Indian; 0 (0%) are Pacific Islander; and 13 (4.02%) are two or more races or ethnicities.
  
7. There are two Magnet Montessori Campuses at Herfurth Elementary School and Luna Elementary School. There are seven Pathways in Technology Early College High School (P-TECH) campus and two additional Collegiate Academies at South Garland High School and Naaman Forest High School.
  - a. As of December 14, 2023, Herfurth Elementary School Montessori program has a total enrollment of 553 students. Included in the 553 students are 29 Early Childhood students, 49 Pre-K students, 83 Kindergartners, 86 first graders, 80 second graders, 83 third graders, 80 fourth graders, and 63 fifth graders. Of this number, 139 (25.14%) are White; 88 (15.91%) are African-American; 224 (40.51%) are Hispanic; 50 (9.04%) are Asian; 2 (0.36%) are American Indian; 3 (0.54%) are Pacific Islander; and 47 (8.50%) are two or more races or ethnicities.
  - b. As of December 14, 2023, Luna Elementary School Montessori program has a total enrollment of 532 students. Included in the 532 students are 40 Early Childhood students, 62 Pre-K students, 85 Kindergartners, 76 first graders, 91 second graders, 72 third graders, 69 fourth graders, and 37 fifth graders. Of this number, 167 (31.39%) are White; 78 (14.66%) are African-American; 149 (28.01%) are Hispanic; 101 (18.98%) are Asian; 4 (0.75%) are American Indian; 1 (0.19%) are Pacific Islander; and 32 (6.02%) are two or more races or ethnicities.

Judge Ed Kinkeade

Page 5

December 15, 2023

- c. As of December 14, 2023, Rowlett High School has a total enrollment of 2,267 students. Of this number, 633 are in the P-TECH component, and 1,634 are neighborhood students. Included in the 633 students are 178 ninth graders, 138 tenth graders, 173 eleventh graders, and 144 twelfth graders. Of this number, 149 (23.54%) are White; 143 (22.59%) are African-American; 282 (44.55%) are Hispanic; 39 (6.16%) are Asian; 1 (0.16%) is American Indian; 0 (0%) is Pacific Islander; and 19 (3.00%) are two or more races or ethnicities.
- d. As of December 14, 2023, South Garland High School has a total enrollment of 1,979 students. Of this number, 498 are in the Collegiate Academy, and 1,481 are neighborhood students. Included in the 498 students are 141 ninth graders, 118 tenth graders, 111 eleventh graders, and 128 twelfth graders. Of this number, 15 (3.01%) are White; 33 (6.63%) are African-American; 436 (87.55%) are Hispanic; 7 (1.41%) are Asian; 1 (0.20%) are American Indian; 0 (0.00%) is Pacific Islander; and 6 (1.20%) are two or more races or ethnicities.
- e. As of December 14, 2023, Naaman Forest High School has a total enrollment of 2,081 students. Of this number, 565 are in the Collegiate Academy, and 1,516 are neighborhood students. Included in the 565 students are 120 ninth graders, 149 tenth graders, 138 eleventh graders, and 158 twelfth graders. Of this number, 60 (10.62%) are White; 117 (20.71%) are African-American; 309 (54.69%) are Hispanic; 61 (10.80%) are Asian; 3 (0.53%) are American Indian; 0 (0%) is Pacific Islander; and 15 (2.65%) are two or more races or ethnicities.
- f. As of December 14, 2023, Sachse High School has a total enrollment of 2,900 students. Of this number, 794 are in the P-TECH component, and 2,106 are neighborhood students. Included in the 794 students are 250 ninth graders, 220 tenth graders, 223 eleventh graders, and 101 twelfth graders. Of this number, 253 (31.86%) are White; 133 (16.75%) are African-American; 275 (34.63%) are Hispanic; 89 (11.21%) are Asian; 3 (0.38%) are American Indian; 1 (0.13%) is Pacific Islander; and 40 (5.04%) are two or more races or ethnicities.

See Exhibit 1.

- 8. There are 49 elementary schools that have one or more grade levels closed because of building capacity limits. Capacity restrictions are also in place at four middle schools. Four high schools closed due to capacity restrictions. These secondary schools accept new students



Judge Ed Kinkeade

Page 6

December 15, 2023

only when they are in very close proximity to the school or when they live on a transportation route designated to the school.

See Exhibit 2.

9. The majority of the District's schools are in compliance with the 1987 Agreed Judgement in terms of ethnic balance. As of December 14, 2023, there were 51,595 students in the computer mainframe. Of this number, 6,863 (13.30%) are White; 9,333 (18.09%) are African-American; 28,343 (54.93%) are Hispanic; 5,143 (9.97%) are Asian; 200 (0.39%) are American Indian; 51 (0.10%) are Pacific Islander; and 1,662 (3.22%) are two or more races or ethnicities. Anglo enrollment on a school-by-school basis ranges from a low of 1.02% at Bradfield Elementary School to a high of 39.47% at Keeley Elementary School.

See Exhibit 1.

10. The District has made preparation for the annual Choice of School period, during which time parents and students will select the school they wish to attend for the 2024-25 school year. The calendar provides for the choice period to begin on January 8, 2024 and conclude on February 16, 2024 students entering grade 1-12 and April 1, 2024 through May 16, 2024 for students entering prekindergarten and kindergarten. The 2024-25 Choice of School Implementation Manual is shown in Exhibit 3.

After Choice forms have been returned by students and parents, the Administration will apply guidelines to ensure maintenance of ethnic balance.

As the district prepares to conduct the 2024-2025 choice of school process, the student ethnic band will range from a **“minimum of 0.0% Anglo to a maximum of 33.41% White”**. The ethnic band will be used to determine each school's compliance with racial balance mandates of the court order as it relates to enrollment for the 2024-25 school year.

The District's White student population has declined .52% as compared to the ethnic percentages reported in last year's calculations (13.93%).

See Exhibit 1 and Exhibit 3 for details.

11. Transportation costs for 2023-2024 are estimated at \$11,574,680.51 for the four academies, the four math-science-technology centers, the Classical Centers at Vial and Brandenburg, the College for All Initiative at Rowlett High School, Sachse High School and South Garland High School, Global Business Program at Naaman Forest High School, Sellers Middle School and Weaver Elementary School, Garland High

Judge Ed Kinkeade

Page 7

December 15, 2023

School IB program and the Gilbreath-Reed Career and Technical Center compared to \$8,341,228.36 for 2022-2023.

See Exhibit 4.

12. The recruiting schedule for 2024-2025 is not complete because universities have not finalized their recruiting calendars. The recruiting schedule for the remainder of Fall 2023 is attached in Exhibit 5.
  
13. As the Court is aware from Garland ISD's status reports, Garland ISD constantly monitors for operational changes that may benefit the students and employees of Garland ISD. In light of declining enrollment statistics, Garland ISD has determined that a Consolidation Plan needs to be implemented to ensure optimization of the learning environment for its students in a fiscally responsible manner. On November 14, 2023, Garland ISD's Board of Trustees approved the Consolidation Plan and authorized Garland ISD to seek the Court's approval of the Consolidation Plan. As required by the Sep. 10, 1970 Desegregation Order, the July 14, 1987 Agreed Judgment and the Nov. 12, 1987 Order, Garland ISD, prior to seeking the Court's approval, submitted the Consolidation Plan to the Court's Multi-Ethnic Committee ("MEC"), so that the MEC may evaluate and opine on the Consolidation Plan. On November 16, 2023, Garland ISD presented the Consolidation Plan to the MEC. After review, the MEC is unopposed to the Consolidation Plan. Garland NAACP ("GNAACP") and the Department of Justice are also unopposed to implementation of the Consolidation Plan. Accordingly, Garland ISD filed its Unopposed Motion for Approval of its Consolidation Plan on December 12, 2023. This honorable court signed the Order the next day. Attached are copies of the motion and signed Order filed and issued by this court.

See Exhibit 6.

Respectfully submitted,



Dr. Ricardo López

RL/mh

Copy: Lisa Ray, General Counsel for the Garland I.S.D.  
Edward B. Cloutman, Attorney-at-Law for the Garland NAACP  
Christopher S. Awad, Attorney-at-Law for the U.S. Department of Justice  
Ken Paxton, Attorney General's Office of the State of Texas



Judge Ed Kinkeade

Page 8

December 15, 2023

School Trustees

Multi-Ethnic Committee Members

Garland Branch NAACP

Exhibit 1

Tally of Students by Ethnic Code: All Schools

Academy Waitlist

		Hispanic				American Indian				Asian				Black				Native Hawaiian				White				Multi-Race				Total		
Magnet School		Magnet		All		Magnet		All		Magnet		All		Magnet		All		Magnet		All		Magnet		All		Magnet		All				
Campus	Grade	Cnt	%	Cnt	%	Cnt	%	Cnt	%	Cnt	%	Cnt	%	Cnt	%	Cnt	%	Cnt	%	Cnt	%	Cnt	%	Cnt	%	Cnt	%	Cnt				
<b>Garland HS</b>																																
002	09	151	56.77%	482	70.88%	0	0.00%	3	0.44%	30	11.28%	37	5.44%	27	10.15%	76	11.18%	0	0.00%	0	0.00%	47	17.67%	62	9.12%	11	4.14%	20	2.94%	266	39.00%	680
002	10	136	46.74%	429	63.09%	1	0.34%	1	0.15%	47	16.15%	53	7.79%	42	14.43%	103	15.15%	1	0.34%	1	0.15%	51	17.53%	75	11.03%	13	4.47%	18	2.65%	291	42.00%	680
002	11	108	48.21%	384	66.55%	1	0.45%	1	0.17%	32	14.29%	39	6.76%	32	14.29%	80	13.86%	0	0.00%	0	0.00%	46	20.54%	65	11.27%	5	2.23%	8	1.39%	224	38.00%	577
002	12	76	42.22%	332	66.40%	0	0.00%	2	0.40%	42	23.33%	54	10.80%	20	11.11%	46	9.20%	0	0.00%	0	0.00%	39	21.67%	55	11.00%	3	1.67%	11	2.20%	180	36.00%	500
002 Total		471	49.01%	1627	66.76%	2	0.21%	7	0.29%	151	15.71%	183	7.51%	121	12.59%	305	12.52%	1	0.10%	1	0.04%	183	19.04%	257	10.55%	32	3.33%	57	2.34%	961	39.00%	2437
<b>South Garland HS</b>																																
003	09	125	88.65%	440	84.94%	0	0.00%	2	0.39%	2	1.42%	3	0.58%	8	5.67%	48	9.27%	0	0.00%	0	0.00%	4	2.84%	19	3.67%	2	1.42%	6	1.16%	141	27.00%	518
003	10	104	88.14%	453	84.36%	0	0.00%	0	0.00%	0	0.00%	9	1.68%	7	5.93%	48	8.94%	0	0.00%	1	0.19%	4	3.39%	19	3.54%	3	2.54%	7	1.30%	118	21.00%	537
003	11	97	87.39%	378	80.25%	0	0.00%	1	0.21%	3	2.70%	11	2.34%	7	6.31%	55	11.68%	0	0.00%	0	0.00%	3	2.70%	19	4.03%	1	0.90%	7	1.49%	111	23.00%	471
003	12	110	85.94%	377	83.22%	1	0.78%	1	0.22%	2	1.56%	12	2.65%	11	8.59%	45	9.93%	0	0.00%	0	0.00%	4	3.13%	15	3.31%	0	0.00%	3	0.66%	128	28.00%	453
003 Total		436	87.55%	1648	83.27%	1	0.20%	4	0.20%	7	1.41%	35	1.77%	33	6.63%	196	9.90%	0	0.00%	1	0.05%	15	3.01%	72	3.64%	6	1.20%	23	1.16%	498	25.00%	1979
<b>North Garland HS</b>																																
004	09	221	48.25%	453	56.84%	2	0.44%	2	0.25%	117	25.55%	159	19.95%	63	13.76%	100	12.55%	1	0.22%	1	0.13%	46	10.04%	69	8.66%	8	1.75%	13	1.63%	458	57.00%	797
004	10	158	40.20%	390	53.50%	1	0.25%	2	0.27%	115	29.26%	162	22.22%	72	18.32%	101	13.85%	1	0.25%	2	0.27%	37	9.41%	58	7.96%	9	2.29%	14	1.92%	393	53.00%	729
004	11	138	42.72%	363	56.37%	3	0.93%	4	0.62%	102	31.58%	143	22.20%	43	13.31%	73	11.34%	0	0.00%	0	0.00%	31	9.60%	47	7.30%	6	1.86%	14	2.17%	323	50.00%	644
004	12	113	42.01%	333	54.41%	2	0.74%	4	0.65%	82	30.48%	131	21.41%	39	14.50%	84	13.73%	0	0.00%	0	0.00%	28	10.41%	53	8.66%	5	1.86%	7	1.14%	269	43.00%	612
004 Total		630	43.66%	1539	55.32%	8	0.55%	12	0.43%	416	28.83%	595	21.39%	217	15.04%	358	12.87%	2	0.14%	3	0.11%	142	9.84%	227	8.16%	28	1.94%	48	1.73%	1443	51.00%	2782
<b>Lakeview HS</b>																																
005	09	163	59.49%	302	54.51%	2	0.73%	4	0.72%	15	5.47%	27	4.87%	56	20.44%	164	29.60%	0	0.00%	0	0.00%	32	11.68%	46	8.30%	6	2.19%	11	1.99%	274	49.00%	554
005	10	135	53.15%	263	49.91%	0	0.00%	0	0.00%	18	7.09%	28	5.31%	45	17.72%	160	30.36%	0	0.00%	0	0.00%	48	18.90%	61	11.57%	8	3.15%	15	2.85%	254	48.00%	527
005	11	155	60.08%	290	54.92%	1	0.39%	2	0.38%	13	5.04%	22	4.17%	52	20.16%	153	28.98%	0	0.00%	0	0.00%	28	10.85%	44	8.33%	9	3.49%	17	3.22%	258	48.00%	528
005	12	150	55.35%	271	52.32%	0	0.00%	0	0.00%	18	6.64%	30	5.79%	59	21.77%	154	29.73%	0	0.00%	0	0.00%	37	13.65%	50	9.65%	7	2.58%	13	2.51%	271	52.00%	518
005 Total		603	57.05%	1126	52.94%	3	0.28%	6	0.28%	64	6.05%	107	5.03%	212	20.06%	631	29.67%	0	0.00%	0	0.00%	145	13.72%	201	9.45%	30	2.84%	56	2.63%	1057	49.00%	2127

Magnet School		Hispanic				American Indian				Asian				Black				Native Hawaiian				White				Multi-Race				Total		
		Magnet		All		Magnet		All		Magnet		All		Magnet		All		Magnet		All		Magnet		All		Magnet		All				
		Cnt	%	Cnt	%	Cnt	%	Cnt	%	Cnt	%	Cnt	%	Cnt	%	Cnt	%	Cnt	%	Cnt	%	Cnt	%	Cnt	%	Cnt	%	Cnt				
<b>P A S S Learning Center</b>																																
007	07	0	0%	1	100.00%	0	0%	0	0.00%	0	0%	0	0.00%	0	0%	0	0.00%	0	0%	0	0.00%	0	0%	0	0.00%	0	0.00%	0	0.00%	1		
007	08	0	0%	2	50.00%	0	0%	0	0.00%	0	0%	0	0.00%	0	0%	1	25.00%	0	0%	0	0.00%	0	0%	1	25.00%	0	0%	0	0.00%	4		
007	09	0	0%	1	33.33%	0	0%	0	0.00%	0	0%	0	0.00%	0	0%	2	66.67%	0	0%	0	0.00%	0	0%	0	0.00%	0	0%	0	0.00%	3		
007	10	0	0%	1	20.00%	0	0%	0	0.00%	0	0%	1	20.00%	0	0%	2	40.00%	0	0%	0	0.00%	0	0%	1	20.00%	0	0%	0	0.00%	5		
007	11	0	0%	2	100.00%	0	0%	0	0.00%	0	0%	0	0.00%	0	0%	0	0.00%	0	0%	0	0.00%	0	0%	0	0.00%	0	0%	0	0.00%	2		
007	12	0	0%	1	100.00%	0	0%	0	0.00%	0	0%	0	0.00%	0	0%	0	0.00%	0	0%	0	0.00%	0	0%	0	0.00%	0	0%	0	0.00%	1		
007 Total		0	0%	8	50.00%	0	0%	0	0.00%	0	0%	1	6.25%	0	0%	5	31.25%	0	0%	0	0.00%	0	0%	2	12.50%	0	0%	0	0.00%	16		
<b>Naaman Forest HS</b>																																
008	08	0	0%	1	100.00%	0	0%	0	0.00%	0	0%	0	0.00%	0	0%	0	0.00%	0	0%	0	0.00%	0	0%	0	0.00%	0	0%	0	0.00%	1		
008	09	68	56.67%	289	58.50%	2	1.67%	4	0.81%	12	10.00%	44	8.91%	22	18.33%	107	21.66%	0	0.00%	0	0.00%	11	9.17%	39	7.89%	5	4.17%	11	2.23%	120	24.00%	494
008	10	82	55.03%	364	60.26%	0	0.00%	2	0.33%	15	10.07%	56	9.27%	37	24.83%	130	21.52%	0	0.00%	0	0.00%	11	7.38%	41	6.79%	4	2.68%	11	1.82%	149	24.00%	604
008	11	74	53.62%	297	56.36%	1	0.72%	1	0.19%	11	7.97%	59	11.20%	27	19.57%	106	20.11%	0	0.00%	0	0.00%	22	15.94%	52	9.87%	3	2.17%	12	2.28%	138	26.00%	527
008	12	85	53.80%	247	54.29%	0	0.00%	0	0.00%	23	14.56%	63	13.85%	31	19.62%	104	22.86%	0	0.00%	0	0.00%	16	10.13%	32	7.03%	3	1.90%	9	1.98%	158	34.00%	455
008 Total		309	54.69%	1198	57.57%	3	0.53%	7	0.34%	61	10.80%	222	10.67%	117	20.71%	447	21.48%	0	0.00%	0	0.00%	60	10.62%	164	7.88%	15	2.65%	43	2.07%	565	27.00%	2081
<b>Rowlett HS</b>																																
009	09	80	44.94%	258	43.07%	1	0.56%	1	0.17%	8	4.49%	26	4.34%	41	23.03%	175	29.22%	0	0.00%	0	0.00%	41	23.03%	117	19.53%	7	3.93%	22	3.67%	178	29.00%	599
009	10	65	47.10%	243	44.10%	0	0.00%	0	0.00%	12	8.70%	25	4.54%	29	21.01%	148	26.86%	0	0.00%	0	0.00%	30	21.74%	121	21.96%	2	1.45%	14	2.54%	138	25.00%	551
009	11	77	44.51%	256	42.04%	0	0.00%	3	0.49%	13	7.51%	38	6.24%	37	21.39%	161	26.44%	0	0.00%	0	0.00%	39	22.54%	129	21.18%	7	4.05%	22	3.61%	173	28.00%	609
009	12	60	41.67%	217	42.72%	0	0.00%	2	0.39%	6	4.17%	24	4.72%	36	25.00%	137	26.97%	0	0.00%	0	0.00%	39	27.08%	114	22.44%	3	2.08%	14	2.76%	144	28.00%	508
009 Total		282	44.55%	974	42.96%	1	0.16%	6	0.26%	39	6.16%	113	4.98%	143	22.59%	621	27.39%	0	0.00%	0	0.00%	149	23.54%	481	21.22%	19	3.00%	72	3.18%	633	27.00%	2267
<b>Sachse HS</b>																																
010	09	86	34.40%	248	33.47%	1	0.40%	2	0.27%	33	13.20%	108	14.57%	38	15.20%	154	20.78%	0	0.00%	0	0.00%	77	30.80%	197	26.59%	15	6.00%	32	4.32%	250	33.00%	741
010	10	83	37.73%	272	35.42%	1	0.45%	3	0.39%	18	8.18%	91	11.85%	41	18.64%	137	17.84%	0	0.00%	2	0.26%	66	30.00%	229	29.82%	11	5.00%	34	4.43%	220	28.00%	768
010	11	64	28.70%	233	32.59%	1	0.45%	2	0.28%	27	12.11%	101	14.13%	44	19.73%	137	19.16%	1	0.45%	2	0.28%	75	33.63%	211	29.51%	11	4.93%	29	4.06%	223	31.00%	715
010	12	42	41.58%	224	33.14%	0	0.00%	0	0.00%	11	10.89%	91	13.46%	10	9.90%	109	16.12%	0	0.00%	4	0.59%	35	34.65%	231	34.17%	3	2.97%	17	2.51%	101	14.00%	676
010 Total		275	34.63%	977	33.69%	3	0.38%	7	0.24%	89	11.21%	391	13.48%	133	16.75%	537	18.52%	1	0.13%	8	0.28%	253	31.86%	868	29.93%	40	5.04%	112	3.86%	794	27.00%	2900

Magnet School		Hispanic				American Indian				Asian				Black				Native Hawaiian				White				Multi-Race				Total		
		Magnet		All		Magnet		All		Magnet		All		Magnet		All		Magnet		All		Magnet		All		Magnet		All	Magnet		All	
		Cnt	%	Cnt	%	Cnt	%	Cnt	%	Cnt	%	Cnt	%	Cnt	%	Cnt	%	Cnt	%	Cnt	%	Cnt	%	Cnt	%	Cnt	%	Cnt	%	Cnt	%	
Campus	Grade																															
<b>Austin Academy MS</b>																																
041	06	55	24.34%	135	41.80%	0	0.00%	0	0.00%	64	28.32%	69	21.36%	32	14.16%	40	12.38%	0	0.00%	1	0.31%	67	29.65%	70	21.67%	8	3.54%	8	2.48%	226	69.00%	323
041	07	65	29.28%	140	44.73%	0	0.00%	0	0.00%	56	25.23%	60	19.17%	33	14.86%	43	13.74%	0	0.00%	0	0.00%	58	26.13%	58	18.53%	10	4.50%	12	3.83%	222	70.00%	313
041	08	86	36.60%	159	49.07%	0	0.00%	0	0.00%	62	26.38%	69	21.30%	30	12.77%	36	11.11%	0	0.00%	0	0.00%	50	21.28%	53	16.36%	7	2.98%	7	2.16%	235	72.00%	324
041 Total		206	30.16%	434	45.21%	0	0.00%	0	0.00%	182	26.65%	198	20.63%	95	13.91%	119	12.40%	0	0.00%	1	0.10%	175	25.62%	181	18.85%	25	3.66%	27	2.81%	683	71.00%	960
<b>Bussey MS</b>																																
042	06	0	0%	194	79.51%	0	0%	0	0.00%	0	0%	7	2.87%	0	0%	29	11.89%	0	0%	1	0.41%	0	0%	11	4.51%	0	0%	2	0.82%	0	0.00%	244
042	07	0	0%	200	75.19%	0	0%	0	0.00%	0	0%	15	5.64%	0	0%	29	10.90%	0	0%	0	0.00%	0	0%	17	6.39%	0	0%	5	1.88%	0	0.00%	266
042	08	0	0%	227	77.47%	0	0%	2	0.68%	0	0%	14	4.78%	0	0%	35	11.95%	0	0%	0	0.00%	0	0%	15	5.12%	0	0%	0	0.00%	0	0.00%	293
042 Total		0	0%	621	77.33%	0	0%	2	0.25%	0	0%	36	4.48%	0	0%	93	11.58%	0	0%	1	0.12%	0	0%	43	5.35%	0	0%	7	0.87%	0	0.00%	803
<b>Sam Houston MS</b>																																
043	06	0	0%	242	88.32%	0	0%	1	0.36%	0	0%	4	1.46%	0	0%	16	5.84%	0	0%	0	0.00%	0	0%	7	2.55%	0	0%	4	1.46%	0	0.00%	274
043	07	0	0%	222	88.80%	0	0%	0	0.00%	0	0%	6	2.40%	0	0%	13	5.20%	0	0%	0	0.00%	0	0%	7	2.80%	0	0%	2	0.80%	0	0.00%	250
043	08	0	0%	263	87.38%	0	0%	1	0.33%	0	0%	8	2.66%	0	0%	16	5.32%	0	0%	0	0.00%	0	0%	9	2.99%	0	0%	4	1.33%	0	0.00%	301
043 Total		0	0%	727	88.12%	0	0%	2	0.24%	0	0%	18	2.18%	0	0%	45	5.45%	0	0%	0	0.00%	0	0%	23	2.79%	0	0%	10	1.21%	0	0.00%	825
<b>Jackson Technology MS</b>																																
045	06	90	43.27%	225	56.68%	0	0.00%	0	0.00%	34	16.35%	70	17.63%	30	14.42%	41	10.33%	0	0.00%	0	0.00%	39	18.75%	45	11.34%	15	7.21%	16	4.03%	208	52.00%	397
045	07	72	37.89%	215	56.58%	1	0.53%	1	0.26%	33	17.37%	55	14.47%	43	22.63%	54	14.21%	0	0.00%	0	0.00%	35	18.42%	42	11.05%	6	3.16%	13	3.42%	190	50.00%	380
045	08	68	36.76%	199	54.82%	0	0.00%	0	0.00%	37	20.00%	56	15.43%	37	20.00%	58	15.98%	0	0.00%	0	0.00%	36	19.46%	42	11.57%	7	3.78%	8	2.20%	185	50.00%	363
045 Total		230	39.45%	639	56.05%	1	0.17%	1	0.09%	104	17.84%	181	15.88%	110	18.87%	153	13.42%	0	0.00%	0	0.00%	110	18.87%	129	11.32%	28	4.80%	37	3.25%	583	51.00%	1140
<b>O'Banion MS</b>																																
046	06	0	0%	187	76.33%	0	0%	4	1.63%	0	0%	10	4.08%	0	0%	30	12.24%	0	0%	0	0.00%	0	0%	8	3.27%	0	0%	6	2.45%	0	0.00%	245
046	07	0	0%	212	77.09%	0	0%	2	0.73%	0	0%	12	4.36%	0	0%	39	14.18%	0	0%	0	0.00%	0	0%	8	2.91%	0	0%	2	0.73%	0	0.00%	275
046	08	0	0%	241	79.28%	0	0%	2	0.66%	0	0%	6	1.97%	0	0%	35	11.51%	0	0%	1	0.33%	0	0%	14	4.61%	0	0%	5	1.64%	0	0.00%	304
046 Total		0	0%	640	77.67%	0	0%	8	0.97%	0	0%	28	3.40%	0	0%	104	12.62%	0	0%	1	0.12%	0	0%	30	3.64%	0	0%	13	1.58%	0	0.00%	824
<b>Brandenburg MS</b>																																
047	06	99	49.75%	197	52.82%	0	0.00%	0	0.00%	13	6.53%	19	5.09%	33	16.58%	77	20.64%	0	0.00%	0	0.00%	45	22.61%	66	17.69%	9	4.52%	14	3.75%	199	53.00%	373
047	07	99	50.25%	181	56.04%	0	0.00%	0	0.00%	14	7.11%	16	4.95%	28	14.21%	56	17.34%	0	0.00%	0	0.00%	44	22.34%	55	17.03%	12	6.09%	15	4.64%	197	60.00%	323
047	08	111	51.39%	189	52.94%	3	1.39%	5	1.40%	8	3.70%	13	3.64%	39	18.06%	77	21.57%	0	0.00%	0	0.00%	50	23.15%	63	17.65%	5	2.31%	10	2.80%	216	60.00%	357
047 Total		309	50.49%	567	53.85%	3	0.49%	5	0.47%	35	5.72%	48	4.56%	100	16.34%	210	19.94%	0	0.00%	0	0.00%	139	22.71%	184	17.47%	26	4.25%	39	3.70%	612	58.00%	1053

Magnet School		Hispanic				American Indian				Asian				Black				Native Hawaiian				White				Multi-Race				Total		
		Magnet		All		Magnet		All		Magnet		All		Magnet		All		Magnet		All		Magnet		All		Magnet		All	Magnet		All	
		Cnt	%	Cnt	%	Cnt	%	Cnt	%	Cnt	%	Cnt	%	Cnt	%	Cnt	%	Cnt	%	Cnt	%	Cnt	%	Cnt	%	Cnt	%	Cnt	%	Cnt	%	Cnt

**Sellers MS**

048	06	74	54.41%	179	62.37%	0	0.00%	0	0.00%	17	12.50%	25	8.71%	19	13.97%	45	15.68%	1	0.74%	1	0.35%	19	13.97%	29	10.10%	6	4.41%	8	2.79%	136	47.00%	287
048	07	53	51.46%	177	66.54%	1	0.97%	1	0.38%	12	11.65%	22	8.27%	23	22.33%	44	16.54%	0	0.00%	0	0.00%	7	6.80%	13	4.89%	7	6.80%	9	3.38%	103	38.00%	266
048	08	46	50.55%	182	64.54%	0	0.00%	1	0.35%	11	12.09%	20	7.09%	15	16.48%	45	15.96%	1	1.10%	2	0.71%	14	15.38%	23	8.16%	4	4.40%	9	3.19%	91	32.00%	282
<b>048 Total</b>		<b>173</b>	<b>52.42%</b>	<b>538</b>	<b>64.43%</b>	<b>1</b>	<b>0.30%</b>	<b>2</b>	<b>0.24%</b>	<b>40</b>	<b>12.12%</b>	<b>67</b>	<b>8.02%</b>	<b>57</b>	<b>17.27%</b>	<b>134</b>	<b>16.05%</b>	<b>2</b>	<b>0.61%</b>	<b>3</b>	<b>0.36%</b>	<b>40</b>	<b>12.12%</b>	<b>65</b>	<b>7.78%</b>	<b>17</b>	<b>5.15%</b>	<b>26</b>	<b>3.11%</b>	<b>330</b>	<b>39.00%</b>	<b>835</b>

**Webb MS**

049	06	0	0%	139	41.37%	0	0%	0	0.00%	0	0%	64	19.05%	0	0%	77	22.92%	0	0%	2	0.60%	0	0%	41	12.20%	0	0%	13	3.87%	0	0.00%	336
049	07	0	0%	115	38.98%	0	0%	1	0.34%	0	0%	56	18.98%	0	0%	76	25.76%	0	0%	0	0.00%	0	0%	40	13.56%	0	0%	7	2.37%	0	0.00%	295
049	08	0	0%	124	40.66%	0	0%	1	0.33%	0	0%	65	21.31%	0	0%	72	23.61%	0	0%	0	0.00%	0	0%	34	11.15%	0	0%	9	2.95%	0	0.00%	305
<b>049 Total</b>		<b>0</b>	<b>0%</b>	<b>378</b>	<b>40.38%</b>	<b>0</b>	<b>0%</b>	<b>2</b>	<b>0.21%</b>	<b>0</b>	<b>0%</b>	<b>185</b>	<b>19.76%</b>	<b>0</b>	<b>0%</b>	<b>225</b>	<b>24.04%</b>	<b>0</b>	<b>0%</b>	<b>2</b>	<b>0.21%</b>	<b>0</b>	<b>0%</b>	<b>115</b>	<b>12.29%</b>	<b>0</b>	<b>0%</b>	<b>29</b>	<b>3.10%</b>	<b>0</b>	<b>0.00%</b>	<b>936</b>

**Coyle MS**

050	08	0	0%	131	47.64%	0	0%	2	0.73%	0	0%	10	3.64%	0	0%	74	26.91%	0	0%	0	0.00%	0	0%	44	16.00%	0	0%	14	5.09%	0	0.00%	275
<b>050 Total</b>		<b>0</b>	<b>0%</b>	<b>131</b>	<b>47.64%</b>	<b>0</b>	<b>0%</b>	<b>2</b>	<b>0.73%</b>	<b>0</b>	<b>0%</b>	<b>10</b>	<b>3.64%</b>	<b>0</b>	<b>0%</b>	<b>74</b>	<b>26.91%</b>	<b>0</b>	<b>0%</b>	<b>0</b>	<b>0.00%</b>	<b>0</b>	<b>0%</b>	<b>44</b>	<b>16.00%</b>	<b>0</b>	<b>0%</b>	<b>14</b>	<b>5.09%</b>	<b>0</b>	<b>0.00%</b>	<b>275</b>

**Lyles MS**

051	08	0	0%	162	54.00%	0	0%	1	0.33%	0	0%	14	4.67%	0	0%	101	33.67%	0	0%	0	0.00%	0	0%	15	5.00%	0	0%	7	2.33%	0	0.00%	300
<b>051 Total</b>		<b>0</b>	<b>0%</b>	<b>162</b>	<b>54.00%</b>	<b>0</b>	<b>0%</b>	<b>1</b>	<b>0.33%</b>	<b>0</b>	<b>0%</b>	<b>14</b>	<b>4.67%</b>	<b>0</b>	<b>0%</b>	<b>101</b>	<b>33.67%</b>	<b>0</b>	<b>0%</b>	<b>0</b>	<b>0.00%</b>	<b>0</b>	<b>0%</b>	<b>15</b>	<b>5.00%</b>	<b>0</b>	<b>0%</b>	<b>7</b>	<b>2.33%</b>	<b>0</b>	<b>0.00%</b>	<b>300</b>

**B G Hudson MS**

052	06	0	0%	116	33.82%	0	0%	2	0.58%	0	0%	76	22.16%	0	0%	46	13.41%	0	0%	1	0.29%	0	0%	91	26.53%	0	0%	11	3.21%	0	0.00%	343
052	07	0	0%	138	34.59%	0	0%	0	0.00%	0	0%	68	17.04%	0	0%	65	16.29%	0	0%	2	0.50%	0	0%	108	27.07%	0	0%	18	4.51%	0	0.00%	399
052	08	0	0%	133	31.74%	0	0%	0	0.00%	0	0%	66	15.75%	0	0%	77	18.38%	0	0%	2	0.48%	0	0%	125	29.83%	0	0%	16	3.82%	0	0.00%	419
<b>052 Total</b>		<b>0</b>	<b>0%</b>	<b>387</b>	<b>33.33%</b>	<b>0</b>	<b>0%</b>	<b>2</b>	<b>0.17%</b>	<b>0</b>	<b>0%</b>	<b>210</b>	<b>18.09%</b>	<b>0</b>	<b>0%</b>	<b>188</b>	<b>16.19%</b>	<b>0</b>	<b>0%</b>	<b>5</b>	<b>0.43%</b>	<b>0</b>	<b>0%</b>	<b>324</b>	<b>27.91%</b>	<b>0</b>	<b>0%</b>	<b>45</b>	<b>3.88%</b>	<b>0</b>	<b>0.00%</b>	<b>1161</b>

Magnet School		Hispanic				American Indian				Asian				Black				Native Hawaiian				White				Multi-Race				Total				
		Magnet		All		Magnet		All		Magnet		All		Magnet		All		Magnet		All		Magnet		All		Magnet		All						
		Cnt	%	Cnt	%	Cnt	%	Cnt	%	Cnt	%	Cnt	%	Cnt	%	Cnt	%	Cnt	%	Cnt	%	Cnt	%	Cnt	%	Cnt	%	Cnt						
<b>Garland AEC</b>																																		
053	02	0	0%	0	0.00%	0	0%	0	0.00%	0	0%	0	0.00%	0	0%	1	100.00%	0	0%	0	0.00%	0	0%	0	0.00%	0	0%	0	0.00%	0	0.00%	1		
053	05	0	0%	2	33.33%	0	0%	0	0.00%	0	0%	0	0.00%	0	0%	3	50.00%	0	0%	0	0.00%	0	0%	0	0.00%	0	0%	1	16.67%	0	0.00%	6		
053	06	0	0%	5	100.00%	0	0%	0	0.00%	0	0%	0	0.00%	0	0%	0	0.00%	0	0%	0	0.00%	0	0%	0	0.00%	0	0%	0	0.00%	0	0.00%	5		
053	07	1	100.00%	11	64.71%	0	0.00%	0	0.00%	0	0.00%	3	17.65%	0	0.00%	2	11.76%	0	0.00%	0	0.00%	0	0.00%	0	0.00%	1	5.88%	0	0.00%	0	0.00%	1	5.00%	17
053	08	0	0%	13	68.42%	0	0%	0	0.00%	0	0%	1	5.26%	0	0%	3	15.79%	0	0%	0	0.00%	0	0%	0	0%	1	5.26%	0	0%	1	5.26%	0	0.00%	19
053	09	1	50.00%	13	41.94%	0	0.00%	0	0.00%	0	0.00%	1	3.23%	0	0.00%	9	29.03%	0	0.00%	0	0.00%	0	0.00%	0	0.00%	5	16.13%	1	50.00%	3	9.68%	2	6.00%	31
053	10	3	60.00%	11	44.00%	0	0.00%	0	0.00%	1	20.00%	2	8.00%	0	0.00%	7	28.00%	0	0.00%	0	0.00%	1	20.00%	5	20.00%	0	0.00%	0	0.00%	5	20.00%	25		
053	11	1	100.00%	9	81.82%	0	0.00%	0	0.00%	0	0.00%	0	0.00%	0	0.00%	0	0.00%	0	0.00%	0	0.00%	0	0.00%	2	18.18%	0	0.00%	0	0.00%	1	9.00%	11		
053	12	1	100.00%	4	50.00%	0	0.00%	0	0.00%	0	0.00%	1	12.50%	0	0.00%	3	37.50%	0	0.00%	0	0.00%	0	0.00%	0	0.00%	0	0.00%	0	0.00%	1	12.00%	8		
<b>053 Total</b>		<b>7</b>	<b>70.00%</b>	<b>68</b>	<b>55.28%</b>	<b>0</b>	<b>0.00%</b>	<b>0</b>	<b>0.00%</b>	<b>1</b>	<b>10.00%</b>	<b>8</b>	<b>6.50%</b>	<b>0</b>	<b>0.00%</b>	<b>28</b>	<b>22.76%</b>	<b>0</b>	<b>0.00%</b>	<b>0</b>	<b>0.00%</b>	<b>1</b>	<b>10.00%</b>	<b>14</b>	<b>11.38%</b>	<b>1</b>	<b>10.00%</b>	<b>5</b>	<b>4.07%</b>	<b>10</b>	<b>8.00%</b>	<b>123</b>		
<b>Schrade MS</b>																																		
054	06	1	100.00%	92	35.38%	0	0.00%	1	0.38%	0	0.00%	15	5.77%	0	0.00%	82	31.54%	0	0.00%	1	0.38%	0	0.00%	53	20.38%	0	0.00%	16	6.15%	1	0.00%	260		
054	07	0	0%	84	32.43%	0	0%	0	0.00%	0	0%	16	6.18%	0	0%	94	36.29%	0	0%	0	0.00%	0	0%	51	19.69%	0	0%	14	5.41%	0	0.00%	259		
054	08	0	0%	92	31.29%	0	0%	0	0.00%	0	0%	22	7.48%	0	0%	114	38.78%	0	0%	0	0.00%	0	0%	56	19.05%	0	0%	10	3.40%	0	0.00%	294		
<b>054 Total</b>		<b>1</b>	<b>100.00%</b>	<b>268</b>	<b>32.96%</b>	<b>0</b>	<b>0.00%</b>	<b>1</b>	<b>0.12%</b>	<b>0</b>	<b>0.00%</b>	<b>53</b>	<b>6.52%</b>	<b>0</b>	<b>0.00%</b>	<b>290</b>	<b>35.67%</b>	<b>0</b>	<b>0.00%</b>	<b>1</b>	<b>0.12%</b>	<b>0</b>	<b>0.00%</b>	<b>160</b>	<b>19.68%</b>	<b>0</b>	<b>0.00%</b>	<b>40</b>	<b>4.92%</b>	<b>1</b>	<b>0.00%</b>	<b>813</b>		
<b>Coyle Technology Center MS</b>																																		
056	06	0	0%	142	44.38%	0	0%	2	0.63%	0	0%	12	3.75%	0	0%	94	29.38%	0	0%	2	0.63%	0	0%	54	16.88%	0	0%	14	4.38%	0	0.00%	320		
056	07	0	0%	137	45.21%	0	0%	0	0.00%	0	0%	18	5.94%	0	0%	82	27.06%	0	0%	1	0.33%	0	0%	54	17.82%	0	0%	11	3.63%	0	0.00%	303		
<b>056 Total</b>		<b>0</b>	<b>0%</b>	<b>279</b>	<b>44.78%</b>	<b>0</b>	<b>0%</b>	<b>2</b>	<b>0.32%</b>	<b>0</b>	<b>0%</b>	<b>30</b>	<b>4.82%</b>	<b>0</b>	<b>0%</b>	<b>176</b>	<b>28.25%</b>	<b>0</b>	<b>0%</b>	<b>3</b>	<b>0.48%</b>	<b>0</b>	<b>0%</b>	<b>108</b>	<b>17.34%</b>	<b>0</b>	<b>0%</b>	<b>25</b>	<b>4.01%</b>	<b>0</b>	<b>0.00%</b>	<b>623</b>		
<b>Lyles Collegiate INT MS</b>																																		
057	06	0	0%	135	44.85%	0	0%	2	0.66%	0	0%	16	5.32%	0	0%	120	39.87%	0	0%	0	0.00%	0	0%	18	5.98%	0	0%	10	3.32%	0	0.00%	301		
057	07	0	0%	137	49.10%	0	0%	2	0.72%	0	0%	18	6.45%	0	0%	100	35.84%	0	0%	0	0.00%	0	0%	15	5.38%	0	0%	7	2.51%	0	0.00%	279		
<b>057 Total</b>		<b>0</b>	<b>0%</b>	<b>272</b>	<b>46.90%</b>	<b>0</b>	<b>0%</b>	<b>4</b>	<b>0.69%</b>	<b>0</b>	<b>0%</b>	<b>34</b>	<b>5.86%</b>	<b>0</b>	<b>0%</b>	<b>220</b>	<b>37.93%</b>	<b>0</b>	<b>0%</b>	<b>0</b>	<b>0.00%</b>	<b>0</b>	<b>0%</b>	<b>33</b>	<b>5.69%</b>	<b>0</b>	<b>0%</b>	<b>17</b>	<b>2.93%</b>	<b>0</b>	<b>0.00%</b>	<b>580</b>		



Magnet School		Hispanic				American Indian				Asian				Black				Native Hawaiian				White				Multi-Race				Total		
		Magnet		All		Magnet		All		Magnet		All		Magnet		All		Magnet		All		Magnet		All		Magnet		All				
		Cnt	%	Cnt	%	Cnt	%	Cnt	%	Cnt	%	Cnt	%	Cnt	%	Cnt	%	Cnt	%	Cnt	%	Cnt	%	Cnt	%	Cnt	%	Cnt	%	Cnt	%	Cnt

**Beaver ES**

101	KG	9	27.27%	24	39.34%	0	0.00%	0	0.00%	14	42.42%	21	34.43%	7	21.21%	9	14.75%	0	0.00%	0	0.00%	2	6.06%	5	8.20%	1	3.03%	2	3.28%	33	54.00%	61
101	01	14	37.84%	30	42.25%	0	0.00%	0	0.00%	14	37.84%	21	29.58%	4	10.81%	10	14.08%	0	0.00%	0	0.00%	4	10.81%	9	12.68%	1	2.70%	1	1.41%	37	52.00%	71
101	02	30	50.85%	50	52.08%	0	0.00%	0	0.00%	15	25.42%	21	21.88%	9	15.25%	14	14.58%	0	0.00%	0	0.00%	4	6.78%	8	8.33%	1	1.69%	3	3.13%	59	61.00%	96
101	03	26	44.07%	45	45.45%	0	0.00%	0	0.00%	18	30.51%	26	26.26%	10	16.95%	15	15.15%	0	0.00%	0	0.00%	5	8.47%	11	11.11%	0	0.00%	2	2.02%	59	59.00%	99
101	04	24	37.50%	46	42.20%	0	0.00%	0	0.00%	15	23.44%	27	24.77%	7	10.94%	10	9.17%	1	1.56%	1	0.92%	13	20.31%	18	16.51%	4	6.25%	7	6.42%	64	58.00%	109
101	05	30	43.48%	51	46.79%	0	0.00%	0	0.00%	17	24.64%	22	20.18%	11	15.94%	20	18.35%	0	0.00%	0	0.00%	11	15.94%	13	11.93%	0	0.00%	3	2.75%	69	63.00%	109
<b>101 Total</b>		<b>133</b>	<b>41.43%</b>	<b>246</b>	<b>45.14%</b>	<b>0</b>	<b>0.00%</b>	<b>0</b>	<b>0.00%</b>	<b>93</b>	<b>28.97%</b>	<b>138</b>	<b>25.32%</b>	<b>48</b>	<b>14.95%</b>	<b>78</b>	<b>14.31%</b>	<b>1</b>	<b>0.31%</b>	<b>1</b>	<b>0.18%</b>	<b>39</b>	<b>12.15%</b>	<b>64</b>	<b>11.74%</b>	<b>7</b>	<b>2.18%</b>	<b>18</b>	<b>3.30%</b>	<b>321</b>	<b>58.00%</b>	<b>545</b>

**Bullock ES**

102	PK	0	0%	35	77.78%	0	0%	0	0.00%	0	0%	4	8.89%	0	0%	3	6.67%	0	0%	0	0.00%	0	0%	2	4.44%	0	0%	1	2.22%	0	0.00%	45
102	KG	0	0%	63	77.78%	0	0%	1	1.23%	0	0%	9	11.11%	0	0%	5	6.17%	0	0%	1	1.23%	0	0%	0	0.00%	0	0%	2	2.47%	0	0.00%	81
102	01	0	0%	60	72.29%	0	0%	0	0.00%	0	0%	10	12.05%	0	0%	10	12.05%	0	0%	0	0.00%	0	0%	0	0.00%	0	0%	3	3.61%	0	0.00%	83
102	02	0	0%	58	71.60%	0	0%	1	1.23%	0	0%	8	9.88%	0	0%	10	12.35%	0	0%	0	0.00%	0	0%	3	3.70%	0	0%	1	1.23%	0	0.00%	81
102	03	0	0%	61	74.39%	0	0%	0	0.00%	0	0%	8	9.76%	0	0%	9	10.98%	0	0%	0	0.00%	0	0%	1	1.22%	0	0%	3	3.66%	0	0.00%	82
102	04	0	0%	62	72.94%	0	0%	0	0.00%	0	0%	12	14.12%	0	0%	9	10.59%	0	0%	0	0.00%	0	0%	0	0.00%	0	0%	2	2.35%	0	0.00%	85
102	05	0	0%	61	80.26%	0	0%	0	0.00%	0	0%	6	7.89%	0	0%	9	11.84%	0	0%	0	0.00%	0	0%	0	0.00%	0	0%	0	0.00%	0	0.00%	76
<b>102 Total</b>		<b>0</b>	<b>0%</b>	<b>400</b>	<b>75.05%</b>	<b>0</b>	<b>0%</b>	<b>2</b>	<b>0.38%</b>	<b>0</b>	<b>0%</b>	<b>57</b>	<b>10.69%</b>	<b>0</b>	<b>0%</b>	<b>55</b>	<b>10.32%</b>	<b>0</b>	<b>0%</b>	<b>1</b>	<b>0.19%</b>	<b>0</b>	<b>0%</b>	<b>6</b>	<b>1.13%</b>	<b>0</b>	<b>0%</b>	<b>12</b>	<b>2.25%</b>	<b>0</b>	<b>0.00%</b>	<b>533</b>

**Caldwell ES**

103	PK	0	0%	29	74.36%	0	0%	0	0.00%	0	0%	2	5.13%	0	0%	2	5.13%	0	0%	0	0.00%	0	0%	5	12.82%	0	0%	1	2.56%	0	0.00%	39
103	KG	0	0%	55	84.62%	0	0%	0	0.00%	0	0%	0	0.00%	0	0%	6	9.23%	0	0%	0	0.00%	0	0%	3	4.62%	0	0%	1	1.54%	0	0.00%	65
103	01	0	0%	58	89.23%	0	0%	0	0.00%	0	0%	0	0.00%	0	0%	3	4.62%	0	0%	0	0.00%	0	0%	4	6.15%	0	0%	0	0.00%	0	0.00%	65
103	02	0	0%	55	85.94%	0	0%	1	1.56%	0	0%	0	0.00%	0	0%	5	7.81%	0	0%	0	0.00%	0	0%	3	4.69%	0	0%	0	0.00%	0	0.00%	64
103	03	0	0%	50	90.91%	0	0%	0	0.00%	0	0%	0	0.00%	0	0%	3	5.45%	0	0%	0	0.00%	0	0%	2	3.64%	0	0%	0	0.00%	0	0.00%	55
103	04	0	0%	53	82.81%	0	0%	0	0.00%	0	0%	0	0.00%	0	0%	9	14.06%	0	0%	0	0.00%	0	0%	0	0.00%	0	0%	2	3.13%	0	0.00%	64
103	05	0	0%	43	81.13%	0	0%	1	1.89%	0	0%	0	0.00%	0	0%	6	11.32%	0	0%	0	0.00%	0	0%	2	3.77%	0	0%	1	1.89%	0	0.00%	53
<b>103 Total</b>		<b>0</b>	<b>0%</b>	<b>343</b>	<b>84.69%</b>	<b>0</b>	<b>0%</b>	<b>2</b>	<b>0.49%</b>	<b>0</b>	<b>0%</b>	<b>2</b>	<b>0.49%</b>	<b>0</b>	<b>0%</b>	<b>34</b>	<b>8.40%</b>	<b>0</b>	<b>0%</b>	<b>0</b>	<b>0.00%</b>	<b>0</b>	<b>0%</b>	<b>19</b>	<b>4.69%</b>	<b>0</b>	<b>0%</b>	<b>5</b>	<b>1.23%</b>	<b>0</b>	<b>0.00%</b>	<b>405</b>

Magnet School		Hispanic				American Indian				Asian				Black				Native Hawaiian				White				Multi-Race				Total		
		Magnet		All		Magnet		All		Magnet		All		Magnet		All		Magnet		All		Magnet		All		Magnet		All				
		Cnt	%	Cnt	%	Cnt	%	Cnt	%	Cnt	%	Cnt	%	Cnt	%	Cnt	%	Cnt	%	Cnt	%	Cnt	%	Cnt	%	Cnt	%	Cnt				
<b>Centerville ES</b>																																
105	E1	0	0%	9	75.00%	0	0%	0	0.00%	0	0%	0	0.00%	0	0%	2	16.67%	0	0%	0	0.00%	0	0%	1	8.33%	0	0%	0	0.00%	0	0.00%	12
105	PK	0	0%	6	60.00%	0	0%	0	0.00%	0	0%	0	0.00%	0	0%	2	20.00%	0	0%	0	0.00%	0	0%	2	20.00%	0	0%	0	0.00%	0	0.00%	10
105	KG	0	0%	32	80.00%	0	0%	0	0.00%	0	0%	0	0.00%	0	0%	5	12.50%	0	0%	0	0.00%	0	0%	2	5.00%	0	0%	1	2.50%	0	0.00%	40
105	01	0	0%	31	75.61%	0	0%	1	2.44%	0	0%	2	4.88%	0	0%	3	7.32%	0	0%	0	0.00%	0	0%	3	7.32%	0	0%	1	2.44%	0	0.00%	41
105	02	0	0%	38	86.36%	0	0%	0	0.00%	0	0%	0	0.00%	0	0%	4	9.09%	0	0%	0	0.00%	0	0%	2	4.55%	0	0%	0	0.00%	0	0.00%	44
105	03	0	0%	34	77.27%	0	0%	1	2.27%	0	0%	1	2.27%	0	0%	4	9.09%	0	0%	0	0.00%	0	0%	3	6.82%	0	0%	1	2.27%	0	0.00%	44
105	04	0	0%	39	97.50%	0	0%	0	0.00%	0	0%	0	0.00%	0	0%	0	0.00%	0	0%	0	0.00%	0	0%	1	2.50%	0	0%	0	0.00%	0	0.00%	40
105	05	0	0%	38	86.36%	0	0%	0	0.00%	0	0%	1	2.27%	0	0%	3	6.82%	0	0%	0	0.00%	0	0%	1	2.27%	0	0%	1	2.27%	0	0.00%	44
<b>105 Total</b>		<b>0</b>	<b>0%</b>	<b>227</b>	<b>82.55%</b>	<b>0</b>	<b>0%</b>	<b>2</b>	<b>0.73%</b>	<b>0</b>	<b>0%</b>	<b>4</b>	<b>1.45%</b>	<b>0</b>	<b>0%</b>	<b>23</b>	<b>8.36%</b>	<b>0</b>	<b>0%</b>	<b>0</b>	<b>0.00%</b>	<b>0</b>	<b>0%</b>	<b>15</b>	<b>5.45%</b>	<b>0</b>	<b>0%</b>	<b>4</b>	<b>1.45%</b>	<b>0</b>	<b>0.00%</b>	<b>275</b>
<b>Cooper ES</b>																																
107	E2	0	0%	1	50.00%	0	0%	0	0.00%	0	0%	1	50.00%	0	0%	0	0.00%	0	0%	0	0.00%	0	0%	0	0.00%	0	0%	0	0.00%	0	0.00%	2
107	E1	0	0%	3	60.00%	0	0%	0	0.00%	0	0%	0	0.00%	0	0%	1	20.00%	0	0%	0	0.00%	0	0%	0	0.00%	0	0%	1	20.00%	0	0.00%	5
107	PK	0	0%	11	42.31%	0	0%	0	0.00%	0	0%	3	11.54%	0	0%	8	30.77%	0	0%	0	0.00%	0	0%	4	15.38%	0	0%	0	0.00%	0	0.00%	26
107	KG	0	0%	32	64.00%	0	0%	0	0.00%	0	0%	6	12.00%	0	0%	2	4.00%	0	0%	0	0.00%	0	0%	7	14.00%	0	0%	3	6.00%	0	0.00%	50
107	01	0	0%	31	64.58%	0	0%	0	0.00%	0	0%	3	6.25%	0	0%	6	12.50%	0	0%	0	0.00%	0	0%	7	14.58%	0	0%	1	2.08%	0	0.00%	48
107	02	0	0%	43	69.35%	0	0%	1	1.61%	0	0%	2	3.23%	0	0%	7	11.29%	0	0%	0	0.00%	0	0%	9	14.52%	0	0%	0	0.00%	0	0.00%	62
107	03	0	0%	41	68.33%	0	0%	0	0.00%	0	0%	2	3.33%	0	0%	8	13.33%	0	0%	0	0.00%	0	0%	9	15.00%	0	0%	0	0.00%	0	0.00%	60
107	04	0	0%	43	69.35%	0	0%	0	0.00%	0	0%	2	3.23%	0	0%	7	11.29%	0	0%	0	0.00%	0	0%	7	11.29%	0	0%	3	4.84%	0	0.00%	62
107	05	0	0%	42	60.00%	0	0%	1	1.43%	0	0%	10	14.29%	0	0%	6	8.57%	0	0%	0	0.00%	0	0%	8	11.43%	0	0%	3	4.29%	0	0.00%	70
<b>107 Total</b>		<b>0</b>	<b>0%</b>	<b>247</b>	<b>64.16%</b>	<b>0</b>	<b>0%</b>	<b>2</b>	<b>0.52%</b>	<b>0</b>	<b>0%</b>	<b>29</b>	<b>7.53%</b>	<b>0</b>	<b>0%</b>	<b>45</b>	<b>11.69%</b>	<b>0</b>	<b>0%</b>	<b>0</b>	<b>0.00%</b>	<b>0</b>	<b>0%</b>	<b>51</b>	<b>13.25%</b>	<b>0</b>	<b>0%</b>	<b>11</b>	<b>2.86%</b>	<b>0</b>	<b>0.00%</b>	<b>385</b>

Magnet School		Hispanic				American Indian				Asian				Black				Native Hawaiian				White				Multi-Race				Total		
		Magnet		All		Magnet		All		Magnet		All		Magnet		All		Magnet		All		Magnet		All		Magnet		All				
		Cnt	%	Cnt	%	Cnt	%	Cnt	%	Cnt	%	Cnt	%	Cnt	%	Cnt	%	Cnt	%	Cnt	%	Cnt	%	Cnt	%	Cnt	%	Cnt				
<b>Daugherty ES</b>																																
108	KG	0	0%	117	90.00%	0	0%	2	1.54%	0	0%	1	0.77%	0	0%	5	3.85%	0	0%	0	0.00%	0	0%	4	3.08%	0	0%	1	0.77%	0	0.00%	130
108	01	0	0%	123	91.79%	0	0%	1	0.75%	0	0%	1	0.75%	0	0%	2	1.49%	0	0%	0	0.00%	0	0%	7	5.22%	0	0%	0	0.00%	0	0.00%	134
108	02	0	0%	116	90.63%	0	0%	0	0.00%	0	0%	0	0.00%	0	0%	3	2.34%	0	0%	0	0.00%	0	0%	8	6.25%	0	0%	1	0.78%	0	0.00%	128
108	03	0	0%	119	89.47%	0	0%	0	0.00%	0	0%	2	1.50%	0	0%	9	6.77%	0	0%	0	0.00%	0	0%	3	2.26%	0	0%	0	0.00%	0	0.00%	133
108	04	0	0%	119	92.97%	0	0%	1	0.78%	0	0%	0	0.00%	0	0%	3	2.34%	0	0%	0	0.00%	0	0%	5	3.91%	0	0%	0	0.00%	0	0.00%	128
108	05	0	0%	118	92.91%	0	0%	0	0.00%	0	0%	0	0.00%	0	0%	4	3.15%	0	0%	0	0.00%	0	0%	3	2.36%	0	0%	2	1.57%	0	0.00%	127
<b>108 Total</b>		<b>0</b>	<b>0%</b>	<b>712</b>	<b>91.28%</b>	<b>0</b>	<b>0%</b>	<b>4</b>	<b>0.51%</b>	<b>0</b>	<b>0%</b>	<b>4</b>	<b>0.51%</b>	<b>0</b>	<b>0%</b>	<b>26</b>	<b>3.33%</b>	<b>0</b>	<b>0%</b>	<b>0</b>	<b>0.00%</b>	<b>0</b>	<b>0%</b>	<b>30</b>	<b>3.85%</b>	<b>0</b>	<b>0%</b>	<b>4</b>	<b>0.51%</b>	<b>0</b>	<b>0.00%</b>	<b>780</b>
<b>Freeman ES</b>																																
109	E1	0	0%	4	44.44%	0	0%	0	0.00%	0	0%	1	11.11%	0	0%	1	11.11%	0	0%	0	0.00%	0	0%	3	33.33%	0	0%	0	0.00%	0	0.00%	9
109	PK	0	0%	24	80.00%	0	0%	2	6.67%	0	0%	2	6.67%	0	0%	1	3.33%	0	0%	0	0.00%	0	0%	1	3.33%	0	0%	0	0.00%	0	0.00%	30
109	KG	0	0%	31	79.49%	0	0%	0	0.00%	0	0%	1	2.56%	0	0%	3	7.69%	0	0%	0	0.00%	0	0%	3	7.69%	0	0%	1	2.56%	0	0.00%	39
109	01	0	0%	33	80.49%	0	0%	0	0.00%	0	0%	0	0.00%	0	0%	5	12.20%	0	0%	0	0.00%	0	0%	3	7.32%	0	0%	0	0.00%	0	0.00%	41
109	02	0	0%	34	77.27%	0	0%	0	0.00%	0	0%	0	0.00%	0	0%	4	9.09%	0	0%	0	0.00%	0	0%	5	11.36%	0	0%	1	2.27%	0	0.00%	44
109	03	0	0%	32	86.49%	0	0%	0	0.00%	0	0%	0	0.00%	0	0%	2	5.41%	0	0%	0	0.00%	0	0%	3	8.11%	0	0%	0	0.00%	0	0.00%	37
109	04	0	0%	33	82.50%	0	0%	0	0.00%	0	0%	0	0.00%	0	0%	6	15.00%	0	0%	0	0.00%	0	0%	1	2.50%	0	0%	0	0.00%	0	0.00%	40
109	05	0	0%	35	85.37%	0	0%	0	0.00%	0	0%	1	2.44%	0	0%	4	9.76%	0	0%	0	0.00%	0	0%	1	2.44%	0	0%	0	0.00%	0	0.00%	41
<b>109 Total</b>		<b>0</b>	<b>0%</b>	<b>226</b>	<b>80.43%</b>	<b>0</b>	<b>0%</b>	<b>2</b>	<b>0.71%</b>	<b>0</b>	<b>0%</b>	<b>5</b>	<b>1.78%</b>	<b>0</b>	<b>0%</b>	<b>26</b>	<b>9.25%</b>	<b>0</b>	<b>0%</b>	<b>0</b>	<b>0.00%</b>	<b>0</b>	<b>0%</b>	<b>20</b>	<b>7.12%</b>	<b>0</b>	<b>0%</b>	<b>2</b>	<b>0.71%</b>	<b>0</b>	<b>0.00%</b>	<b>281</b>
<b>Handley ES</b>																																
110	03	0	0%	33	57.89%	0	0%	1	1.75%	0	0%	1	1.75%	0	0%	16	28.07%	0	0%	0	0.00%	0	0%	3	5.26%	0	0%	3	5.26%	0	0.00%	57
110	04	0	0%	45	70.31%	0	0%	0	0.00%	0	0%	0	0.00%	0	0%	15	23.44%	0	0%	0	0.00%	0	0%	2	3.13%	0	0%	2	3.13%	0	0.00%	64
110	05	0	0%	29	50.88%	0	0%	0	0.00%	0	0%	2	3.51%	0	0%	23	40.35%	0	0%	0	0.00%	0	0%	1	1.75%	0	0%	2	3.51%	0	0.00%	57
<b>110 Total</b>		<b>0</b>	<b>0%</b>	<b>107</b>	<b>60.11%</b>	<b>0</b>	<b>0%</b>	<b>1</b>	<b>0.56%</b>	<b>0</b>	<b>0%</b>	<b>3</b>	<b>1.69%</b>	<b>0</b>	<b>0%</b>	<b>54</b>	<b>30.34%</b>	<b>0</b>	<b>0%</b>	<b>0</b>	<b>0.00%</b>	<b>0</b>	<b>0%</b>	<b>6</b>	<b>3.37%</b>	<b>0</b>	<b>0%</b>	<b>7</b>	<b>3.93%</b>	<b>0</b>	<b>0.00%</b>	<b>178</b>

Magnet School	Campus	Grade	Hispanic				American Indian				Asian				Black				Native Hawaiian				White				Multi-Race				Total		
			Magnet		All		Magnet		All		Magnet		All		Magnet		All		Magnet		All		Magnet		All		Magnet		All				
			Cnt	%	Cnt	%	Cnt	%	Cnt	%	Cnt	%	Cnt	%	Cnt	%	Cnt	%	Cnt	%	Cnt	%	Cnt	%	Cnt	%	Cnt	%	Cnt				

**Kimberlin Academy ES**

111	KG	8	18.18%	24	36.36%	0	0.00%	0	0.00%	7	15.91%	7	10.61%	8	18.18%	13	19.70%	0	0.00%	0	0.00%	17	38.64%	18	27.27%	4	9.09%	4	6.06%	44	66.00%	66
111	01	7	15.91%	22	32.84%	0	0.00%	0	0.00%	9	20.45%	11	16.42%	9	20.45%	13	19.40%	0	0.00%	0	0.00%	16	36.36%	18	26.87%	3	6.82%	3	4.48%	44	65.00%	67
111	02	13	20.00%	26	29.55%	0	0.00%	0	0.00%	12	18.46%	12	13.64%	10	15.38%	18	20.45%	0	0.00%	0	0.00%	25	38.46%	26	29.55%	5	7.69%	6	6.82%	65	73.00%	88
111	03	15	22.73%	31	33.70%	0	0.00%	0	0.00%	15	22.73%	15	16.30%	8	12.12%	14	15.22%	0	0.00%	0	0.00%	24	36.36%	27	29.35%	4	6.06%	5	5.43%	66	71.00%	92
111	04	10	14.93%	26	28.26%	1	1.49%	1	1.09%	12	17.91%	12	13.04%	14	20.90%	19	20.65%	0	0.00%	0	0.00%	27	40.30%	30	32.61%	3	4.48%	4	4.35%	67	72.00%	92
111	05	11	15.94%	24	25.81%	0	0.00%	0	0.00%	15	21.74%	17	18.28%	9	13.04%	17	18.28%	0	0.00%	0	0.00%	23	33.33%	24	25.81%	11	15.94%	11	11.83%	69	74.00%	93
<b>111 Total</b>		<b>64</b>	<b>18.03%</b>	<b>153</b>	<b>30.72%</b>	<b>1</b>	<b>0.28%</b>	<b>1</b>	<b>0.20%</b>	<b>70</b>	<b>19.72%</b>	<b>74</b>	<b>14.86%</b>	<b>58</b>	<b>16.34%</b>	<b>94</b>	<b>18.88%</b>	<b>0</b>	<b>0.00%</b>	<b>0</b>	<b>0.00%</b>	<b>132</b>	<b>37.18%</b>	<b>143</b>	<b>28.71%</b>	<b>30</b>	<b>8.45%</b>	<b>33</b>	<b>6.63%</b>	<b>355</b>	<b>71.00%</b>	<b>498</b>

**Park Crest ES**

112	PK	0	0%	37	72.55%	0	0%	0	0.00%	0	0%	1	1.96%	0	0%	8	15.69%	0	0%	0	0.00%	0	0%	4	7.84%	0	0%	1	1.96%	0	0.00%	51
112	KG	0	0%	43	81.13%	0	0%	0	0.00%	0	0%	1	1.89%	0	0%	4	7.55%	0	0%	0	0.00%	0	0%	3	5.66%	0	0%	2	3.77%	0	0.00%	53
112	01	0	0%	46	88.46%	0	0%	0	0.00%	0	0%	2	3.85%	0	0%	1	1.92%	0	0%	0	0.00%	0	0%	3	5.77%	0	0%	0	0.00%	0	0.00%	52
112	02	0	0%	38	84.44%	0	0%	0	0.00%	0	0%	1	2.22%	0	0%	3	6.67%	0	0%	0	0.00%	0	0%	2	4.44%	0	0%	1	2.22%	0	0.00%	45
112	03	0	0%	36	92.31%	0	0%	0	0.00%	0	0%	2	5.13%	0	0%	1	2.56%	0	0%	0	0.00%	0	0%	0	0.00%	0	0%	0	0.00%	0	0.00%	39
112	04	0	0%	35	77.78%	0	0%	0	0.00%	0	0%	2	4.44%	0	0%	1	2.22%	0	0%	0	0.00%	0	0%	6	13.33%	0	0%	1	2.22%	0	0.00%	45
112	05	0	0%	48	94.12%	0	0%	0	0.00%	0	0%	1	1.96%	0	0%	1	1.96%	0	0%	0	0.00%	0	0%	1	1.96%	0	0%	0	0.00%	0	0.00%	51
<b>112 Total</b>		<b>0</b>	<b>0%</b>	<b>283</b>	<b>84.23%</b>	<b>0</b>	<b>0%</b>	<b>0</b>	<b>0.00%</b>	<b>0</b>	<b>0%</b>	<b>10</b>	<b>2.98%</b>	<b>0</b>	<b>0%</b>	<b>19</b>	<b>5.65%</b>	<b>0</b>	<b>0%</b>	<b>0</b>	<b>0.00%</b>	<b>0</b>	<b>0%</b>	<b>19</b>	<b>5.65%</b>	<b>0</b>	<b>0%</b>	<b>5</b>	<b>1.49%</b>	<b>0</b>	<b>0.00%</b>	<b>336</b>

**Southgate ES**

113	03	0	0%	41	80.39%	0	0%	0	0.00%	0	0%	0	0.00%	5	9.80%	0	0%	0	0.00%	0	0%	0	0%	3	5.88%	0	0%	2	3.92%	0	0.00%	51
113	04	0	0%	43	74.14%	0	0%	0	0.00%	0	0%	5	8.62%	0	0%	4	6.90%	0	0%	1	1.72%	0	0%	3	5.17%	0	0%	2	3.45%	0	0.00%	58
113	05	0	0%	37	72.55%	0	0%	0	0.00%	0	0%	1	1.96%	0	0%	8	15.69%	0	0%	0	0.00%	0	0%	4	7.84%	0	0%	1	1.96%	0	0.00%	51
<b>113 Total</b>		<b>0</b>	<b>0%</b>	<b>121</b>	<b>75.63%</b>	<b>0</b>	<b>0%</b>	<b>0</b>	<b>0.00%</b>	<b>0</b>	<b>0%</b>	<b>6</b>	<b>3.75%</b>	<b>0</b>	<b>0%</b>	<b>17</b>	<b>10.63%</b>	<b>0</b>	<b>0%</b>	<b>1</b>	<b>0.63%</b>	<b>0</b>	<b>0%</b>	<b>10</b>	<b>6.25%</b>	<b>0</b>	<b>0%</b>	<b>5</b>	<b>3.13%</b>	<b>0</b>	<b>0.00%</b>	<b>160</b>

Magnet School		Hispanic				American Indian				Asian				Black				Native Hawaiian				White				Multi-Race				Total		
		Magnet		All		Magnet		All		Magnet		All		Magnet		All		Magnet		All		Magnet		All		Magnet		All	Magnet		All	
		Cnt	%	Cnt	%	Cnt	%	Cnt	%	Cnt	%	Cnt	%	Cnt	%	Cnt	%	Cnt	%	Cnt	%	Cnt	%	Cnt	%	Cnt	%	Cnt	%	Cnt		

**Watson Technology ES**

115	KG	20	55.56%	42	65.63%	0	0.00%	0	0.00%	5	13.89%	6	9.38%	6	16.67%	8	12.50%	0	0.00%	0	0.00%	4	11.11%	7	10.94%	1	2.78%	1	1.56%	36	56.00%	64
115	01	19	50.00%	39	63.93%	0	0.00%	0	0.00%	5	13.16%	5	8.20%	8	21.05%	9	14.75%	0	0.00%	0	0.00%	5	13.16%	7	11.48%	1	2.63%	1	1.64%	38	62.00%	61
115	02	25	41.67%	47	51.09%	0	0.00%	0	0.00%	10	16.67%	13	14.13%	12	20.00%	17	18.48%	0	0.00%	0	0.00%	10	16.67%	11	11.96%	3	5.00%	4	4.35%	60	65.00%	92
115	03	36	52.94%	56	52.83%	0	0.00%	0	0.00%	8	11.76%	9	8.49%	4	5.88%	13	12.26%	0	0.00%	0	0.00%	15	22.06%	21	19.81%	5	7.35%	7	6.60%	68	64.00%	106
115	04	32	46.38%	55	51.89%	0	0.00%	0	0.00%	7	10.14%	9	8.49%	16	23.19%	24	22.64%	0	0.00%	0	0.00%	11	15.94%	14	13.21%	3	4.35%	4	3.77%	69	65.00%	106
115	05	33	41.25%	59	48.36%	0	0.00%	0	0.00%	8	10.00%	14	11.48%	16	20.00%	19	15.57%	0	0.00%	0	0.00%	21	26.25%	28	22.95%	2	2.50%	2	1.64%	80	65.00%	122
<b>115 Total</b>		<b>165</b>	<b>47.01%</b>	<b>298</b>	<b>54.08%</b>	<b>0</b>	<b>0.00%</b>	<b>0</b>	<b>0.00%</b>	<b>43</b>	<b>12.25%</b>	<b>56</b>	<b>10.16%</b>	<b>62</b>	<b>17.66%</b>	<b>90</b>	<b>16.33%</b>	<b>0</b>	<b>0.00%</b>	<b>0</b>	<b>0.00%</b>	<b>66</b>	<b>18.80%</b>	<b>88</b>	<b>15.97%</b>	<b>15</b>	<b>4.27%</b>	<b>19</b>	<b>3.45%</b>	<b>351</b>	<b>63.00%</b>	<b>551</b>

**Weaver ES**

116	E1	0	0%	4	50.00%	0	0%	0	0.00%	0	0%	1	12.50%	0	0%	2	25.00%	0	0%	0	0.00%	0	0%	0	0.00%	0	0%	1	12.50%	0	0.00%	8
116	PK	0	0%	35	74.47%	0	0%	0	0.00%	0	0%	1	2.13%	0	0%	3	6.38%	0	0%	0	0.00%	0	0%	8	17.02%	0	0%	0	0.00%	0	0.00%	47
116	KG	0	0%	40	74.07%	0	0%	0	0.00%	0	0%	1	1.85%	0	0%	3	5.56%	0	0%	0	0.00%	0	0%	3	5.56%	0	0%	7	12.96%	0	0.00%	54
116	01	0	0%	44	64.71%	0	0%	0	0.00%	0	0%	3	4.41%	0	0%	13	19.12%	0	0%	0	0.00%	0	0%	6	8.82%	0	0%	2	2.94%	0	0.00%	68
116	02	0	0%	50	71.43%	0	0%	1	1.43%	0	0%	5	7.14%	0	0%	7	10.00%	0	0%	0	0.00%	0	0%	5	7.14%	0	0%	2	2.86%	0	0.00%	70
116	03	0	0%	52	73.24%	0	0%	0	0.00%	0	0%	3	4.23%	0	0%	11	15.49%	0	0%	0	0.00%	0	0%	5	7.04%	0	0%	0	0.00%	0	0.00%	71
116	04	0	0%	37	62.71%	0	0%	1	1.69%	0	0%	4	6.78%	0	0%	11	18.64%	0	0%	0	0.00%	0	0%	5	8.47%	0	0%	1	1.69%	0	0.00%	59
116	05	0	0%	52	72.22%	0	0%	1	1.39%	0	0%	5	6.94%	0	0%	9	12.50%	0	0%	0	0.00%	0	0%	5	6.94%	0	0%	0	0.00%	0	0.00%	72
<b>116 Total</b>		<b>0</b>	<b>0%</b>	<b>314</b>	<b>69.93%</b>	<b>0</b>	<b>0%</b>	<b>3</b>	<b>0.67%</b>	<b>0</b>	<b>0%</b>	<b>23</b>	<b>5.12%</b>	<b>0</b>	<b>0%</b>	<b>59</b>	<b>13.14%</b>	<b>0</b>	<b>0%</b>	<b>0</b>	<b>0.00%</b>	<b>0</b>	<b>0%</b>	<b>37</b>	<b>8.24%</b>	<b>0</b>	<b>0%</b>	<b>13</b>	<b>2.90%</b>	<b>0</b>	<b>0.00%</b>	<b>449</b>

**Williams ES**

117	KG	0	0%	34	89.47%	0	0%	0	0.00%	0	0%	0	0.00%	0	0%	3	7.89%	0	0%	0	0.00%	0	0%	1	2.63%	0	0%	0	0.00%	0	0.00%	38
117	01	0	0%	37	86.05%	0	0%	0	0.00%	0	0%	0	0.00%	0	0%	2	4.65%	0	0%	0	0.00%	0	0%	4	9.30%	0	0%	0	0.00%	0	0.00%	43
117	02	0	0%	31	81.58%	0	0%	0	0.00%	0	0%	0	0.00%	0	0%	2	5.26%	0	0%	0	0.00%	0	0%	4	10.53%	0	0%	1	2.63%	0	0.00%	38
117	03	0	0%	38	90.48%	0	0%	0	0.00%	0	0%	0	0.00%	0	0%	1	2.38%	0	0%	0	0.00%	0	0%	1	2.38%	0	0%	2	4.76%	0	0.00%	42
117	04	0	0%	34	79.07%	0	0%	0	0.00%	0	0%	1	2.33%	0	0%	3	6.98%	0	0%	0	0.00%	0	0%	4	9.30%	0	0%	1	2.33%	0	0.00%	43
117	05	0	0%	34	85.00%	0	0%	0	0.00%	0	0%	0	0.00%	0	0%	2	5.00%	0	0%	0	0.00%	0	0%	1	2.50%	0	0%	3	7.50%	0	0.00%	40
<b>117 Total</b>		<b>0</b>	<b>0%</b>	<b>208</b>	<b>85.25%</b>	<b>0</b>	<b>0%</b>	<b>0</b>	<b>0.00%</b>	<b>0</b>	<b>0%</b>	<b>1</b>	<b>0.41%</b>	<b>0</b>	<b>0%</b>	<b>13</b>	<b>5.33%</b>	<b>0</b>	<b>0%</b>	<b>0</b>	<b>0.00%</b>	<b>0</b>	<b>0%</b>	<b>15</b>	<b>6.15%</b>	<b>0</b>	<b>0%</b>	<b>7</b>	<b>2.87%</b>	<b>0</b>	<b>0.00%</b>	<b>244</b>

Magnet School		Hispanic				American Indian				Asian				Black				Native Hawaiian				White				Multi-Race				Total		
		Magnet		All		Magnet		All		Magnet		All		Magnet		All		Magnet		All		Magnet		All		Magnet		All				
		Cnt	%	Cnt	%	Cnt	%	Cnt	%	Cnt	%	Cnt	%	Cnt	%	Cnt	%	Cnt	%	Cnt	%	Cnt	%	Cnt	%	Cnt	%	Cnt				
<b>Bradfield ES</b>																																
119	PK	0	0%	43	100.00%	0	0%	0	0.00%	0	0%	0	0.00%	0	0%	0	0.00%	0	0%	0	0.00%	0	0%	0	0.00%	0	0.00%	0	0.00%	43		
119	KG	0	0%	70	92.11%	0	0%	0	0.00%	0	0%	5	6.58%	0	0%	1	1.32%	0	0%	0	0.00%	0	0%	0	0.00%	0	0%	0	0.00%	0	0.00%	76
119	01	0	0%	74	87.06%	0	0%	0	0.00%	0	0%	6	7.06%	0	0%	5	5.88%	0	0%	0	0.00%	0	0%	0	0.00%	0	0%	0	0.00%	0	0.00%	85
119	02	0	0%	65	85.53%	0	0%	0	0.00%	0	0%	3	3.95%	0	0%	5	6.58%	0	0%	0	0.00%	0	0%	1	1.32%	0	0%	2	2.63%	0	0.00%	76
119	03	0	0%	57	87.69%	0	0%	1	1.54%	0	0%	1	1.54%	0	0%	2	3.08%	0	0%	0	0.00%	0	0%	2	3.08%	0	0%	2	3.08%	0	0.00%	65
119	04	0	0%	65	87.84%	0	0%	0	0.00%	0	0%	3	4.05%	0	0%	4	5.41%	0	0%	0	0.00%	0	0%	1	1.35%	0	0%	1	1.35%	0	0.00%	74
119	05	0	0%	63	86.30%	0	0%	0	0.00%	0	0%	3	4.11%	0	0%	3	4.11%	0	0%	0	0.00%	0	0%	1	1.37%	0	0%	3	4.11%	0	0.00%	73
<b>119 Total</b>		<b>0</b>	<b>0%</b>	<b>437</b>	<b>88.82%</b>	<b>0</b>	<b>0%</b>	<b>1</b>	<b>0.20%</b>	<b>0</b>	<b>0%</b>	<b>21</b>	<b>4.27%</b>	<b>0</b>	<b>0%</b>	<b>20</b>	<b>4.07%</b>	<b>0</b>	<b>0%</b>	<b>0</b>	<b>0.00%</b>	<b>0</b>	<b>0%</b>	<b>5</b>	<b>1.02%</b>	<b>0</b>	<b>0%</b>	<b>8</b>	<b>1.63%</b>	<b>0</b>	<b>0.00%</b>	<b>492</b>
<b>Shorehaven ES</b>																																
120	E1	0	0%	3	33.33%	0	0%	0	0.00%	0	0%	0	0.00%	0	0%	2	22.22%	0	0%	0	0.00%	0	0%	4	44.44%	0	0%	0	0.00%	0	0.00%	9
120	PK	0	0%	43	67.19%	0	0%	0	0.00%	0	0%	2	3.13%	0	0%	10	15.63%	0	0%	1	1.56%	0	0%	6	9.38%	0	0%	2	3.13%	0	0.00%	64
120	KG	0	0%	32	61.54%	0	0%	1	1.92%	0	0%	2	3.85%	0	0%	11	21.15%	0	0%	0	0.00%	0	0%	4	7.69%	0	0%	2	3.85%	0	0.00%	52
120	01	0	0%	35	74.47%	0	0%	0	0.00%	0	0%	2	4.26%	0	0%	7	14.89%	0	0%	0	0.00%	0	0%	2	4.26%	0	0%	1	2.13%	0	0.00%	47
120	02	0	0%	37	77.08%	0	0%	0	0.00%	0	0%	1	2.08%	0	0%	5	10.42%	0	0%	0	0.00%	0	0%	3	6.25%	0	0%	2	4.17%	0	0.00%	48
120	03	0	0%	38	79.17%	0	0%	0	0.00%	0	0%	1	2.08%	0	0%	7	14.58%	0	0%	0	0.00%	0	0%	1	2.08%	0	0%	1	2.08%	0	0.00%	48
120	04	0	0%	33	80.49%	0	0%	0	0.00%	0	0%	1	2.44%	0	0%	3	7.32%	0	0%	0	0.00%	0	0%	2	4.88%	0	0%	2	4.88%	0	0.00%	41
120	05	0	0%	38	84.44%	0	0%	0	0.00%	0	0%	0	0.00%	0	0%	4	8.89%	0	0%	1	2.22%	0	0%	2	4.44%	0	0%	0	0.00%	0	0.00%	45
<b>120 Total</b>		<b>0</b>	<b>0%</b>	<b>259</b>	<b>73.16%</b>	<b>0</b>	<b>0%</b>	<b>1</b>	<b>0.28%</b>	<b>0</b>	<b>0%</b>	<b>9</b>	<b>2.54%</b>	<b>0</b>	<b>0%</b>	<b>49</b>	<b>13.84%</b>	<b>0</b>	<b>0%</b>	<b>2</b>	<b>0.56%</b>	<b>0</b>	<b>0%</b>	<b>24</b>	<b>6.78%</b>	<b>0</b>	<b>0%</b>	<b>10</b>	<b>2.82%</b>	<b>0</b>	<b>0.00%</b>	<b>354</b>
<b>Montclair ES</b>																																
121	PK	0	0%	30	73.17%	0	0%	0	0.00%	0	0%	1	2.44%	0	0%	8	19.51%	0	0%	0	0.00%	0	0%	0	0.00%	0	0%	2	4.88%	0	0.00%	41
121	KG	0	0%	61	71.76%	0	0%	0	0.00%	0	0%	2	2.35%	0	0%	13	15.29%	0	0%	0	0.00%	0	0%	5	5.88%	0	0%	4	4.71%	0	0.00%	85
121	01	0	0%	58	68.24%	0	0%	0	0.00%	0	0%	3	3.53%	0	0%	14	16.47%	0	0%	0	0.00%	0	0%	9	10.59%	0	0%	1	1.18%	0	0.00%	85
121	02	0	0%	65	78.31%	0	0%	1	1.20%	0	0%	4	4.82%	0	0%	12	14.46%	0	0%	0	0.00%	0	0%	0	0.00%	0	0%	1	1.20%	0	0.00%	83
121	03	0	0%	64	82.05%	0	0%	0	0.00%	0	0%	1	1.28%	0	0%	8	10.26%	0	0%	0	0.00%	0	0%	5	6.41%	0	0%	0	0.00%	0	0.00%	78
121	04	0	0%	59	73.75%	0	0%	0	0.00%	0	0%	1	1.25%	0	0%	14	17.50%	0	0%	0	0.00%	0	0%	4	5.00%	0	0%	2	2.50%	0	0.00%	80
121	05	0	0%	57	75.00%	0	0%	0	0.00%	0	0%	2	2.63%	0	0%	11	14.47%	0	0%	0	0.00%	0	0%	3	3.95%	0	0%	3	3.95%	0	0.00%	76
<b>121 Total</b>		<b>0</b>	<b>0%</b>	<b>394</b>	<b>74.62%</b>	<b>0</b>	<b>0%</b>	<b>1</b>	<b>0.19%</b>	<b>0</b>	<b>0%</b>	<b>14</b>	<b>2.65%</b>	<b>0</b>	<b>0%</b>	<b>80</b>	<b>15.15%</b>	<b>0</b>	<b>0%</b>	<b>0</b>	<b>0.00%</b>	<b>0</b>	<b>0%</b>	<b>26</b>	<b>4.92%</b>	<b>0</b>	<b>0%</b>	<b>13</b>	<b>2.46%</b>	<b>0</b>	<b>0.00%</b>	<b>528</b>



Magnet School		Hispanic				American Indian				Asian				Black				Native Hawaiian				White				Multi-Race				Total		
		Magnet		All		Magnet		All		Magnet		All		Magnet		All		Magnet		All		Magnet		All		Magnet		All				
		Cnt	%	Cnt	%	Cnt	%	Cnt	%	Cnt	%	Cnt	%	Cnt	%	Cnt	%	Cnt	%	Cnt	%	Cnt	%	Cnt	%	Cnt	%	Cnt	%	Cnt	%	Cnt

**Walnut Glen Academy ES**

122	KG	18	51.43%	27	49.09%	0	0.00%	0	0.00%	11	31.43%	13	23.64%	1	2.86%	5	9.09%	0	0.00%	0	0.00%	4	11.43%	7	12.73%	1	2.86%	3	5.45%	35	63.00%	55
122	01	4	18.18%	9	20.93%	0	0.00%	2	4.65%	9	40.91%	11	25.58%	4	18.18%	13	30.23%	0	0.00%	0	0.00%	4	18.18%	7	16.28%	1	4.55%	1	2.33%	22	51.00%	43
122	02	24	50.00%	31	45.59%	1	2.08%	1	1.47%	8	16.67%	11	16.18%	7	14.58%	13	19.12%	0	0.00%	0	0.00%	6	12.50%	8	11.76%	2	4.17%	4	5.88%	48	70.00%	68
122	03	20	35.71%	29	39.19%	0	0.00%	0	0.00%	14	25.00%	15	20.27%	7	12.50%	12	16.22%	0	0.00%	0	0.00%	11	19.64%	13	17.57%	4	7.14%	5	6.76%	56	75.00%	74
122	04	26	43.33%	30	37.50%	0	0.00%	0	0.00%	18	30.00%	21	26.25%	4	6.67%	11	13.75%	0	0.00%	0	0.00%	10	16.67%	16	20.00%	2	3.33%	2	2.50%	60	75.00%	80
122	05	28	44.44%	41	47.67%	0	0.00%	0	0.00%	13	20.63%	15	17.44%	9	14.29%	14	16.28%	0	0.00%	0	0.00%	11	17.46%	13	15.12%	2	3.17%	3	3.49%	63	73.00%	86
122 Total		120	42.25%	167	41.13%	1	0.35%	3	0.74%	73	25.70%	86	21.18%	32	11.27%	68	16.75%	0	0.00%	0	0.00%	46	16.20%	64	15.76%	12	4.23%	18	4.43%	284	69.00%	406

**Golden Meadows ES**

123	PK	0	0%	39	63.93%	0	0%	0	0.00%	0	0%	3	4.92%	0	0%	12	19.67%	0	0%	0	0.00%	0	0%	7	11.48%	0	0%	0	0.00%	0	0.00%	61
123	KG	0	0%	53	77.94%	0	0%	0	0.00%	0	0%	2	2.94%	0	0%	11	16.18%	0	0%	0	0.00%	0	0%	2	2.94%	0	0%	0	0.00%	0	0.00%	68
123	01	0	0%	49	70.00%	0	0%	0	0.00%	0	0%	2	2.86%	0	0%	16	22.86%	0	0%	1	1.43%	0	0%	2	2.86%	0	0%	0	0.00%	0	0.00%	70
123	02	0	0%	34	77.27%	0	0%	0	0.00%	0	0%	4	9.09%	0	0%	4	9.09%	0	0%	0	0.00%	0	0%	2	4.55%	0	0%	0	0.00%	0	0.00%	44
123	03	0	0%	55	91.67%	0	0%	0	0.00%	0	0%	0	0.00%	0	0%	1	1.67%	0	0%	0	0.00%	0	0%	4	6.67%	0	0%	0	0.00%	0	0.00%	60
123	04	0	0%	52	83.87%	0	0%	0	0.00%	0	0%	4	6.45%	0	0%	4	6.45%	0	0%	1	1.61%	0	0%	0	0.00%	0	0%	1	1.61%	0	0.00%	62
123	05	0	0%	75	81.52%	0	0%	0	0.00%	0	0%	2	2.17%	0	0%	7	7.61%	0	0%	0	0.00%	0	0%	8	8.70%	0	0%	0	0.00%	0	0.00%	92
123 Total		0	0%	357	78.12%	0	0%	0	0.00%	0	0%	17	3.72%	0	0%	55	12.04%	0	0%	2	0.44%	0	0%	25	5.47%	0	0%	1	0.22%	0	0.00%	457

**Heather Glen ES**

124	PK	0	0%	31	79.49%	0	0%	1	2.56%	0	0%	2	5.13%	0	0%	1	2.56%	0	0%	0	0.00%	0	0%	3	7.69%	0	0%	1	2.56%	0	0.00%	39
124	KG	0	0%	32	72.73%	0	0%	0	0.00%	0	0%	1	2.27%	0	0%	8	18.18%	0	0%	0	0.00%	0	0%	2	4.55%	0	0%	1	2.27%	0	0.00%	44
124	01	0	0%	33	75.00%	0	0%	0	0.00%	0	0%	2	4.55%	0	0%	7	15.91%	0	0%	0	0.00%	0	0%	2	4.55%	0	0%	0	0.00%	0	0.00%	44
124	02	0	0%	34	79.07%	0	0%	2	4.65%	0	0%	2	4.65%	0	0%	3	6.98%	0	0%	0	0.00%	0	0%	2	4.65%	0	0%	0	0.00%	0	0.00%	43
124	03	0	0%	29	74.36%	0	0%	1	2.56%	0	0%	3	7.69%	0	0%	4	10.26%	0	0%	0	0.00%	0	0%	1	2.56%	0	0%	1	2.56%	0	0.00%	39
124	04	0	0%	33	76.74%	0	0%	0	0.00%	0	0%	2	4.65%	0	0%	6	13.95%	0	0%	0	0.00%	0	0%	0	0.00%	0	0%	2	4.65%	0	0.00%	43
124	05	0	0%	32	57.14%	0	0%	2	3.57%	0	0%	6	10.71%	0	0%	12	21.43%	0	0%	0	0.00%	0	0%	4	7.14%	0	0%	0	0.00%	0	0.00%	56
124 Total		0	0%	224	72.73%	0	0%	6	1.95%	0	0%	18	5.84%	0	0%	41	13.31%	0	0%	0	0.00%	0	0%	14	4.55%	0	0%	5	1.62%	0	0.00%	308



Magnet School	Campus	Grade	Hispanic				American Indian				Asian				Black				Native Hawaiian				White				Multi-Race				Total		
			Magnet		All		Magnet		All		Magnet		All		Magnet		All		Magnet		All		Magnet		All		Magnet		All	Magnet		All	
			Cnt	%	Cnt	%	Cnt	%	Cnt	%	Cnt	%	Cnt	%	Cnt	%	Cnt	%	Cnt	%	Cnt	%	Cnt	%	Cnt	%	Cnt	%	Cnt	%	Cnt	%	

**Hillside Academy ES**

125	KG	31	70.45%	41	65.08%	0	0.00%	0	0.00%	7	15.91%	10	15.87%	1	2.27%	6	9.52%	0	0.00%	0	0.00%	3	6.82%	4	6.35%	2	4.55%	2	3.17%	44	69.00%	63
125	01	17	38.64%	25	39.68%	1	2.27%	1	1.59%	15	34.09%	16	25.40%	4	9.09%	10	15.87%	0	0.00%	0	0.00%	7	15.91%	10	15.87%	0	0.00%	1	1.59%	44	69.00%	63
125	02	30	48.39%	39	47.56%	0	0.00%	0	0.00%	11	17.74%	12	14.63%	8	12.90%	15	18.29%	0	0.00%	0	0.00%	9	14.52%	12	14.63%	4	6.45%	4	4.88%	62	75.00%	82
125	03	32	51.61%	43	52.44%	0	0.00%	0	0.00%	15	24.19%	15	18.29%	8	12.90%	12	14.63%	0	0.00%	0	0.00%	4	6.45%	8	9.76%	3	4.84%	4	4.88%	62	75.00%	82
125	04	29	49.15%	45	55.56%	0	0.00%	0	0.00%	13	22.03%	14	17.28%	7	11.86%	9	11.11%	0	0.00%	0	0.00%	6	10.17%	8	9.88%	4	6.78%	5	6.17%	59	72.00%	81
125	05	27	39.13%	41	43.16%	0	0.00%	0	0.00%	16	23.19%	18	18.95%	5	7.25%	9	9.47%	0	0.00%	0	0.00%	20	28.99%	26	27.37%	1	1.45%	1	1.05%	69	72.00%	95
<b>125 Total</b>		<b>166</b>	<b>48.82%</b>	<b>234</b>	<b>50.21%</b>	<b>1</b>	<b>0.29%</b>	<b>1</b>	<b>0.21%</b>	<b>77</b>	<b>22.65%</b>	<b>85</b>	<b>18.24%</b>	<b>33</b>	<b>9.71%</b>	<b>61</b>	<b>13.09%</b>	<b>0</b>	<b>0.00%</b>	<b>0</b>	<b>0.00%</b>	<b>49</b>	<b>14.41%</b>	<b>68</b>	<b>14.59%</b>	<b>14</b>	<b>4.12%</b>	<b>17</b>	<b>3.65%</b>	<b>340</b>	<b>72.00%</b>	<b>466</b>

**Davis ES**

126	0-	0	0%	1	0.00%	0	0%	0	0.00%	0	0%	0	0.00%	0	0%	0	0.00%	0	0%	0	0.00%	0	0%	0	0.00%	0	0.00%	0	0.00%	0	0.00%	1
126	E2	0	0%	2	0.00%	0	0%	0	0.00%	0	0%	0	0.00%	0	0%	0	0.00%	0	0%	0	0.00%	0	0%	0	0.00%	0	0.00%	0	0.00%	0	0.00%	2
126	E1	0	0%	6	0.00%	0	0%	0	0.00%	0	0%	0	0.00%	3	30.00%	0	0%	0	0.00%	0	0.00%	0	0%	1	10.00%	0	0%	0	0.00%	0	0.00%	10
126	PK	0	0%	34	48.57%	0	0%	0	0.00%	0	0%	14	20.00%	0	0%	16	22.86%	0	0%	0	0.00%	0	0%	4	5.71%	0	0%	2	2.86%	0	0.00%	70
126	KG	0	0%	36	58.06%	0	0%	0	0.00%	0	0%	9	14.52%	0	0%	9	14.52%	0	0%	0	0.00%	0	0%	6	9.68%	0	0%	2	3.23%	0	0.00%	62
126	01	0	0%	41	64.06%	0	0%	0	0.00%	0	0%	9	14.06%	0	0%	6	9.38%	0	0%	0	0.00%	0	0%	6	9.38%	0	0%	2	3.13%	0	0.00%	64
126	02	0	0%	36	62.07%	0	0%	0	0.00%	0	0%	6	10.34%	0	0%	10	17.24%	0	0%	0	0.00%	0	0%	5	8.62%	0	0%	1	1.72%	0	0.00%	58
126	03	0	0%	38	55.07%	0	0%	0	0.00%	0	0%	17	24.64%	0	0%	10	14.49%	0	0%	0	0.00%	0	0%	3	4.35%	0	0%	1	1.45%	0	0.00%	69
126	04	0	0%	47	63.51%	0	0%	0	0.00%	0	0%	11	14.86%	0	0%	8	10.81%	0	0%	1	1.35%	0	0%	6	8.11%	0	0%	1	1.35%	0	0.00%	74
126	05	0	0%	45	59.21%	0	0%	0	0.00%	0	0%	16	21.05%	0	0%	13	17.11%	0	0%	0	0.00%	0	0%	2	2.63%	0	0%	0	0.00%	0	0.00%	76
<b>126 Total</b>		<b>0</b>	<b>0%</b>	<b>286</b>	<b>58.85%</b>	<b>0</b>	<b>0%</b>	<b>0</b>	<b>0.00%</b>	<b>0</b>	<b>0%</b>	<b>82</b>	<b>16.87%</b>	<b>0</b>	<b>0%</b>	<b>75</b>	<b>15.43%</b>	<b>0</b>	<b>0%</b>	<b>1</b>	<b>0.21%</b>	<b>0</b>	<b>0%</b>	<b>33</b>	<b>6.79%</b>	<b>0</b>	<b>0%</b>	<b>9</b>	<b>1.85%</b>	<b>0</b>	<b>0.00%</b>	<b>486</b>

Magnet School		Hispanic				American Indian				Asian				Black				Native Hawaiian				White				Multi-Race				Total		
		Magnet		All		Magnet		All		Magnet		All		Magnet		All		Magnet		All		Magnet		All		Magnet		All				
		Cnt	%	Cnt	%	Cnt	%	Cnt	%	Cnt	%	Cnt	%	Cnt	%	Cnt	%	Cnt	%	Cnt	%	Cnt	%	Cnt	%	Cnt	%	Cnt				
<b>Roach ES</b>																																
127	E1	0	0%	2	50.00%	0	0%	0	0.00%	0	0%	0	0.00%	0	0%	2	50.00%	0	0%	0	0.00%	0	0%	0	0.00%	0	0%	0	0.00%	4		
127	PK	0	0%	15	78.95%	0	0%	0	0.00%	0	0%	0	0.00%	0	0%	2	10.53%	0	0%	0	0.00%	0	0%	2	10.53%	0	0%	0	0.00%	19		
127	KG	0	0%	32	84.21%	0	0%	0	0.00%	0	0%	1	2.63%	0	0%	2	5.26%	0	0%	0	0.00%	0	0%	3	7.89%	0	0%	0	0.00%	38		
127	01	0	0%	33	82.50%	0	0%	0	0.00%	0	0%	1	2.50%	0	0%	4	10.00%	0	0%	0	0.00%	0	0%	0	0.00%	0	0%	2	5.00%	40		
127	02	0	0%	33	84.62%	0	0%	0	0.00%	0	0%	2	5.13%	0	0%	1	2.56%	0	0%	0	0.00%	0	0%	3	7.69%	0	0%	0	0.00%	39		
127	03	0	0%	41	75.93%	0	0%	0	0.00%	0	0%	3	5.56%	0	0%	8	14.81%	0	0%	0	0.00%	0	0%	2	3.70%	0	0%	0	0.00%	54		
127	04	0	0%	56	74.67%	0	0%	0	0.00%	0	0%	1	1.33%	0	0%	9	12.00%	0	0%	0	0.00%	0	0%	9	12.00%	0	0%	0	0.00%	75		
127	05	0	0%	52	68.42%	0	0%	0	0.00%	0	0%	6	7.89%	0	0%	12	15.79%	0	0%	0	0.00%	0	0%	4	5.26%	0	0%	2	2.63%	76		
127 Total		0	0%	264	76.52%	0	0%	0	0.00%	0	0%	14	4.06%	0	0%	40	11.59%	0	0%	0	0.00%	0	0%	23	6.67%	0	0%	4	1.16%	0	0.00%	345
<b>Ethridge ES</b>																																
128	KG	0	0%	74	71.15%	0	0%	0	0.00%	0	0%	3	2.88%	0	0%	17	16.35%	0	0%	0	0.00%	0	0%	2	1.92%	0	0%	8	7.69%	0	0.00%	104
128	01	0	0%	72	62.61%	0	0%	0	0.00%	0	0%	15	13.04%	0	0%	15	13.04%	0	0%	0	0.00%	0	0%	9	7.83%	0	0%	4	3.48%	0	0.00%	115
128	02	0	0%	66	68.75%	0	0%	0	0.00%	0	0%	13	13.54%	0	0%	10	10.42%	0	0%	0	0.00%	0	0%	6	6.25%	0	0%	1	1.04%	0	0.00%	96
128	03	0	0%	74	69.16%	0	0%	0	0.00%	0	0%	9	8.41%	0	0%	12	11.21%	0	0%	0	0.00%	0	0%	10	9.35%	0	0%	2	1.87%	0	0.00%	107
128	04	0	0%	63	63.64%	0	0%	0	0.00%	0	0%	15	15.15%	0	0%	11	11.11%	0	0%	0	0.00%	0	0%	8	8.08%	0	0%	2	2.02%	0	0.00%	99
128	05	0	0%	67	60.36%	0	0%	1	0.90%	0	0%	18	16.22%	0	0%	15	13.51%	0	0%	0	0.00%	0	0%	7	6.31%	0	0%	3	2.70%	0	0.00%	111
128 Total		0	0%	416	65.82%	0	0%	1	0.16%	0	0%	73	11.55%	0	0%	80	12.66%	0	0%	0	0.00%	0	0%	42	6.65%	0	0%	20	3.16%	0	0.00%	632
<b>Classical Center at Vial ES</b>																																
129	KG	38	73.08%	48	68.57%	0	0.00%	0	0.00%	3	5.77%	3	4.29%	2	3.85%	7	10.00%	0	0.00%	0	0.00%	6	11.54%	8	11.43%	3	5.77%	4	5.71%	52	74.00%	70
129	01	46	59.74%	54	56.25%	1	1.30%	1	1.04%	3	3.90%	5	5.21%	14	18.18%	21	21.88%	0	0.00%	0	0.00%	9	11.69%	11	11.46%	4	5.19%	4	4.17%	77	80.00%	96
129	02	43	65.15%	50	55.56%	0	0.00%	0	0.00%	3	4.55%	7	7.78%	11	16.67%	17	18.89%	0	0.00%	0	0.00%	7	10.61%	12	13.33%	2	3.03%	4	4.44%	66	73.00%	90
129	03	47	65.28%	56	56.57%	0	0.00%	0	0.00%	2	2.78%	3	3.03%	11	15.28%	18	18.18%	0	0.00%	0	0.00%	7	9.72%	13	13.13%	5	6.94%	9	9.09%	72	72.00%	99
129	04	45	61.64%	56	58.33%	0	0.00%	0	0.00%	6	8.22%	8	8.33%	9	12.33%	14	14.58%	0	0.00%	0	0.00%	7	9.59%	9	9.38%	6	8.22%	9	9.38%	73	76.00%	96
129	05	41	60.29%	51	49.51%	0	0.00%	1	0.97%	1	1.47%	3	2.91%	15	22.06%	29	28.16%	0	0.00%	0	0.00%	9	13.24%	13	12.62%	2	2.94%	6	5.83%	68	66.00%	103
129 Total		260	63.73%	315	56.86%	1	0.25%	2	0.36%	18	4.41%	29	5.23%	62	15.20%	106	19.13%	0	0.00%	0	0.00%	45	11.03%	66	11.91%	22	5.39%	36	6.50%	408	73.00%	554

Magnet School		Hispanic				American Indian				Asian				Black				Native Hawaiian				White				Multi-Race				Total		
		Magnet		All		Magnet		All		Magnet		All		Magnet		All		Magnet		All		Magnet		All		Magnet		All				
		Cnt	%	Cnt	%	Cnt	%	Cnt	%	Cnt	%	Cnt	%	Cnt	%	Cnt	%	Cnt	%	Cnt	%	Cnt	%	Cnt	%	Cnt	%	Cnt				
<b>Club Hill ES</b>																																
132	03	0	0%	45	69.23%	0	0%	0	0.00%	0	0%	3	4.62%	0	0%	10	15.38%	0	0%	0	0.00%	0	0%	6	9.23%	0	0%	1	1.54%	0	0.00%	65
132	04	0	0%	41	58.57%	0	0%	0	0.00%	0	0%	3	4.29%	0	0%	15	21.43%	0	0%	0	0.00%	0	0%	7	10.00%	0	0%	4	5.71%	0	0.00%	70
132	05	0	0%	40	63.49%	0	0%	0	0.00%	0	0%	3	4.76%	0	0%	17	26.98%	0	0%	0	0.00%	0	0%	2	3.17%	0	0%	1	1.59%	0	0.00%	63
<b>132 Total</b>		<b>0</b>	<b>0%</b>	<b>126</b>	<b>63.64%</b>	<b>0</b>	<b>0%</b>	<b>0</b>	<b>0.00%</b>	<b>0</b>	<b>0%</b>	<b>9</b>	<b>4.55%</b>	<b>0</b>	<b>0%</b>	<b>42</b>	<b>21.21%</b>	<b>0</b>	<b>0%</b>	<b>0</b>	<b>0.00%</b>	<b>0</b>	<b>0%</b>	<b>15</b>	<b>7.58%</b>	<b>0</b>	<b>0%</b>	<b>6</b>	<b>3.03%</b>	<b>0</b>	<b>0.00%</b>	<b>198</b>
<b>Hickman ES</b>																																
133	PK	0	0%	16	32.65%	0	0%	0	0.00%	0	0%	18	36.73%	0	0%	9	18.37%	0	0%	0	0.00%	0	0%	3	6.12%	0	0%	3	6.12%	0	0.00%	49
133	KG	0	0%	18	31.58%	0	0%	0	0.00%	0	0%	22	38.60%	0	0%	8	14.04%	0	0%	0	0.00%	0	0%	7	12.28%	0	0%	2	3.51%	0	0.00%	57
133	01	0	0%	24	28.57%	0	0%	0	0.00%	0	0%	31	36.90%	0	0%	21	25.00%	0	0%	0	0.00%	0	0%	5	5.95%	0	0%	3	3.57%	0	0.00%	84
133	02	0	0%	21	28.77%	0	0%	0	0.00%	0	0%	33	45.21%	0	0%	10	13.70%	0	0%	0	0.00%	0	0%	4	5.48%	0	0%	5	6.85%	0	0.00%	73
133	03	0	0%	19	32.76%	0	0%	0	0.00%	0	0%	17	29.31%	0	0%	18	31.03%	0	0%	1	1.72%	0	0%	3	5.17%	0	0%	0	0.00%	0	0.00%	58
133	04	0	0%	14	19.72%	0	0%	0	0.00%	0	0%	29	40.85%	0	0%	19	26.76%	0	0%	0	0.00%	0	0%	6	8.45%	0	0%	3	4.23%	0	0.00%	71
133	05	0	0%	23	41.07%	0	0%	0	0.00%	0	0%	9	16.07%	0	0%	19	33.93%	0	0%	0	0.00%	0	0%	4	7.14%	0	0%	1	1.79%	0	0.00%	56
<b>133 Total</b>		<b>0</b>	<b>0%</b>	<b>135</b>	<b>30.13%</b>	<b>0</b>	<b>0%</b>	<b>0</b>	<b>0.00%</b>	<b>0</b>	<b>0%</b>	<b>159</b>	<b>35.49%</b>	<b>0</b>	<b>0%</b>	<b>104</b>	<b>23.21%</b>	<b>0</b>	<b>0%</b>	<b>1</b>	<b>0.22%</b>	<b>0</b>	<b>0%</b>	<b>32</b>	<b>7.14%</b>	<b>0</b>	<b>0%</b>	<b>17</b>	<b>3.79%</b>	<b>0</b>	<b>0.00%</b>	<b>448</b>
<b>Northlake ES</b>																																
134	PK	0	0%	36	80.00%	0	0%	0	0.00%	0	0%	1	2.22%	0	0%	4	8.89%	0	0%	0	0.00%	0	0%	3	6.67%	0	0%	1	2.22%	0	0.00%	45
134	KG	0	0%	56	76.71%	0	0%	1	1.37%	0	0%	3	4.11%	0	0%	3	4.11%	0	0%	0	0.00%	0	0%	7	9.59%	0	0%	3	4.11%	0	0.00%	73
134	01	0	0%	59	75.64%	0	0%	0	0.00%	0	0%	4	5.13%	0	0%	5	6.41%	0	0%	0	0.00%	0	0%	9	11.54%	0	0%	1	1.28%	0	0.00%	78
134	02	0	0%	70	81.40%	0	0%	1	1.16%	0	0%	3	3.49%	0	0%	5	5.81%	0	0%	0	0.00%	0	0%	6	6.98%	0	0%	1	1.16%	0	0.00%	86
134	03	0	0%	48	72.73%	0	0%	0	0.00%	0	0%	3	4.55%	0	0%	9	13.64%	0	0%	0	0.00%	0	0%	6	9.09%	0	0%	0	0.00%	0	0.00%	66
134	04	0	0%	56	71.79%	0	0%	0	0.00%	0	0%	6	7.69%	0	0%	7	8.97%	0	0%	0	0.00%	0	0%	8	10.26%	0	0%	1	1.28%	0	0.00%	78
134	05	0	0%	47	75.81%	0	0%	0	0.00%	0	0%	4	6.45%	0	0%	7	11.29%	0	0%	0	0.00%	0	0%	3	4.84%	0	0%	1	1.61%	0	0.00%	62
<b>134 Total</b>		<b>0</b>	<b>0%</b>	<b>372</b>	<b>76.23%</b>	<b>0</b>	<b>0%</b>	<b>2</b>	<b>0.41%</b>	<b>0</b>	<b>0%</b>	<b>24</b>	<b>4.92%</b>	<b>0</b>	<b>0%</b>	<b>40</b>	<b>8.20%</b>	<b>0</b>	<b>0%</b>	<b>0</b>	<b>0.00%</b>	<b>0</b>	<b>0%</b>	<b>42</b>	<b>8.61%</b>	<b>0</b>	<b>0%</b>	<b>8</b>	<b>1.64%</b>	<b>0</b>	<b>0.00%</b>	<b>488</b>

Magnet School		Hispanic				American Indian				Asian				Black				Native Hawaiian				White				Multi-Race				Total		
		Magnet		All		Magnet		All		Magnet		All		Magnet		All		Magnet		All		Magnet		All		Magnet		All				
		Cnt	%	Cnt	%	Cnt	%	Cnt	%	Cnt	%	Cnt	%	Cnt	%	Cnt	%	Cnt	%	Cnt	%	Cnt	%	Cnt	%	Cnt	%	Cnt				
<b>Toler ES</b>																																
136	E1	0	0%	7	63.64%	0	0%	0	0.00%	0	0%	0	0.00%	0	0%	4	36.36%	0	0%	0	0.00%	0	0%	0	0.00%	0	0.00%	0	0.00%	11		
136	PK	0	0%	32	74.42%	0	0%	0	0.00%	0	0%	2	4.65%	0	0%	6	13.95%	0	0%	0	0.00%	0	0.00%	0	0.00%	0	0.00%	3	6.98%	0	0.00%	43
136	KG	0	0%	32	50.00%	0	0%	0	0.00%	0	0%	1	1.56%	0	0%	21	32.81%	0	0%	0	0.00%	0	0.00%	6	9.38%	0	0%	4	6.25%	0	0.00%	64
136	01	0	0%	25	41.67%	0	0%	1	1.67%	0	0%	4	6.67%	0	0%	18	30.00%	0	0%	0	0.00%	0	0.00%	5	8.33%	0	0%	7	11.67%	0	0.00%	60
136	02	0	0%	33	56.90%	0	0%	0	0.00%	0	0%	5	8.62%	0	0%	10	17.24%	0	0%	0	0.00%	0	0.00%	9	15.52%	0	0%	1	1.72%	0	0.00%	58
136	03	0	0%	30	55.56%	0	0%	0	0.00%	0	0%	1	1.85%	0	0%	11	20.37%	0	0%	0	0.00%	0	0.00%	7	12.96%	0	0%	5	9.26%	0	0.00%	54
136	04	0	0%	38	57.58%	0	0%	0	0.00%	0	0%	4	6.06%	0	0%	16	24.24%	0	0%	0	0.00%	0	0.00%	3	4.55%	0	0%	5	7.58%	0	0.00%	66
136	05	0	0%	37	50.68%	0	0%	0	0.00%	0	0%	2	2.74%	0	0%	24	32.88%	0	0%	0	0.00%	0	0.00%	6	8.22%	0	0%	4	5.48%	0	0.00%	73
<b>136 Total</b>		<b>0</b>	<b>0%</b>	<b>234</b>	<b>54.55%</b>	<b>0</b>	<b>0%</b>	<b>1</b>	<b>0.23%</b>	<b>0</b>	<b>0%</b>	<b>19</b>	<b>4.43%</b>	<b>0</b>	<b>0%</b>	<b>110</b>	<b>25.64%</b>	<b>0</b>	<b>0%</b>	<b>0</b>	<b>0.00%</b>	<b>0</b>	<b>0%</b>	<b>36</b>	<b>8.39%</b>	<b>0</b>	<b>0%</b>	<b>29</b>	<b>6.76%</b>	<b>0</b>	<b>0.00%</b>	<b>429</b>
<b>Rowlett ES</b>																																
137	PK	0	0%	3	13.64%	0	0%	0	0.00%	0	0%	2	9.09%	0	0%	3	13.64%	0	0%	0	0.00%	0	0%	14	63.64%	0	0%	0	0.00%	0	0.00%	22
137	KG	0	0%	39	60.00%	0	0%	0	0.00%	0	0%	3	4.62%	0	0%	16	24.62%	0	0%	0	0.00%	0	0.00%	6	9.23%	0	0%	1	1.54%	0	0.00%	65
137	01	0	0%	39	60.00%	0	0%	2	3.08%	0	0%	2	3.08%	0	0%	7	10.77%	0	0%	0	0.00%	0	0.00%	13	20.00%	0	0%	2	3.08%	0	0.00%	65
137	02	0	0%	46	52.87%	0	0%	1	1.15%	0	0%	3	3.45%	0	0%	10	11.49%	0	0%	0	0.00%	0	0.00%	20	22.99%	0	0%	7	8.05%	0	0.00%	87
137	03	0	0%	52	59.77%	0	0%	0	0.00%	0	0%	1	1.15%	0	0%	18	20.69%	0	0%	0	0.00%	0	0.00%	11	12.64%	0	0%	5	5.75%	0	0.00%	87
137	04	0	0%	45	51.14%	0	0%	0	0.00%	0	0%	3	3.41%	0	0%	20	22.73%	0	0%	0	0.00%	0	0.00%	18	20.45%	0	0%	2	2.27%	0	0.00%	88
137	05	0	0%	54	60.00%	0	0%	0	0.00%	0	0%	1	1.11%	0	0%	17	18.89%	0	0%	0	0.00%	0	0.00%	13	14.44%	0	0%	5	5.56%	0	0.00%	90
<b>137 Total</b>		<b>0</b>	<b>0%</b>	<b>278</b>	<b>55.16%</b>	<b>0</b>	<b>0%</b>	<b>3</b>	<b>0.60%</b>	<b>0</b>	<b>0%</b>	<b>15</b>	<b>2.98%</b>	<b>0</b>	<b>0%</b>	<b>91</b>	<b>18.06%</b>	<b>0</b>	<b>0%</b>	<b>0</b>	<b>0.00%</b>	<b>0</b>	<b>0%</b>	<b>95</b>	<b>18.85%</b>	<b>0</b>	<b>0%</b>	<b>22</b>	<b>4.37%</b>	<b>0</b>	<b>0.00%</b>	<b>504</b>

Magnet School		Hispanic				American Indian				Asian				Black				Native Hawaiian				White				Multi-Race				Total		
		Magnet		All		Magnet		All		Magnet		All		Magnet		All		Magnet		All		Magnet		All		Magnet		All				
		Cnt	%	Cnt	%	Cnt	%	Cnt	%	Cnt	%	Cnt	%	Cnt	%	Cnt	%	Cnt	%	Cnt	%	Cnt	%	Cnt	%	Cnt	%	Cnt				
<b>Spring Creek ES</b>																																
138	E1	0	0%	0	0.00%	0	0%	0	0.00%	0	0%	1	11.11%	0	0%	2	22.22%	0	0%	0	0.00%	0	0%	6	66.67%	0	0%	0	0.00%	0	0.00%	9
138	PK	0	0%	10	20.83%	0	0%	0	0.00%	0	0%	14	29.17%	0	0%	12	25.00%	0	0%	0	0.00%	0	0.00%	9	18.75%	0	0%	3	6.25%	0	0.00%	48
138	KG	0	0%	39	39.80%	0	0%	1	1.02%	0	0%	20	20.41%	0	0%	20	20.41%	0	0%	0	0.00%	0	0.00%	13	13.27%	0	0%	5	5.10%	0	0.00%	98
138	01	0	0%	46	42.20%	0	0%	2	1.83%	0	0%	23	21.10%	0	0%	17	15.60%	0	0%	0	0.00%	0	0.00%	14	12.84%	0	0%	7	6.42%	0	0.00%	109
138	02	0	0%	43	44.79%	0	0%	0	0.00%	0	0%	13	13.54%	0	0%	23	23.96%	0	0%	0	0.00%	0	0.00%	12	12.50%	0	0%	5	5.21%	0	0.00%	96
138	03	0	0%	53	48.18%	0	0%	1	0.91%	0	0%	20	18.18%	0	0%	17	15.45%	0	0%	0	0.00%	0	0.00%	13	11.82%	0	0%	6	5.45%	0	0.00%	110
138	04	0	0%	50	45.87%	0	0%	0	0.00%	0	0%	25	22.94%	0	0%	17	15.60%	0	0%	0	0.00%	0	0.00%	16	14.68%	0	0%	1	0.92%	0	0.00%	109
138	05	0	0%	38	38.78%	0	0%	1	1.02%	0	0%	19	19.39%	0	0%	25	25.51%	0	0%	0	0.00%	0	0.00%	11	11.22%	0	0%	4	4.08%	0	0.00%	98
<b>138 Total</b>		<b>0</b>	<b>0%</b>	<b>279</b>	<b>41.21%</b>	<b>0</b>	<b>0%</b>	<b>5</b>	<b>0.74%</b>	<b>0</b>	<b>0%</b>	<b>135</b>	<b>19.94%</b>	<b>0</b>	<b>0%</b>	<b>133</b>	<b>19.65%</b>	<b>0</b>	<b>0%</b>	<b>0</b>	<b>0.00%</b>	<b>0</b>	<b>0%</b>	<b>94</b>	<b>13.88%</b>	<b>0</b>	<b>0%</b>	<b>31</b>	<b>4.58%</b>	<b>0</b>	<b>0.00%</b>	<b>677</b>
<b>Luna ES</b>																																
139	E2	0	0%	1	50.00%	0	0%	0	0.00%	0	0%	0	0.00%	0	0%	0	0.00%	0	0%	0	0.00%	0	0%	1	50.00%	0	0%	0	0.00%	0	0.00%	2
139	E1	7	26.92%	13	34.21%	0	0.00%	0	0.00%	4	15.38%	6	15.79%	3	11.54%	3	7.89%	0	0.00%	0	0.00%	10	38.46%	13	34.21%	2	7.69%	3	7.89%	26	68.00%	38
139	PK	11	29.73%	17	27.42%	0	0.00%	0	0.00%	12	32.43%	16	25.81%	8	21.62%	14	22.58%	0	0.00%	0	0.00%	5	13.51%	13	20.97%	1	2.70%	2	3.23%	37	59.00%	62
139	KG	12	19.05%	21	24.71%	0	0.00%	0	0.00%	15	23.81%	19	22.35%	10	15.87%	12	14.12%	0	0.00%	0	0.00%	21	33.33%	27	31.76%	5	7.94%	6	7.06%	63	74.00%	85
139	01	10	18.18%	16	21.05%	2	3.64%	3	3.95%	11	20.00%	15	19.74%	6	10.91%	10	13.16%	0	0.00%	0	0.00%	17	30.91%	23	30.26%	9	16.36%	9	11.84%	55	72.00%	76
139	02	17	28.81%	31	34.07%	0	0.00%	0	0.00%	11	18.64%	17	18.68%	9	15.25%	12	13.19%	0	0.00%	0	0.00%	19	32.20%	27	29.67%	3	5.08%	4	4.40%	59	64.00%	91
139	03	19	35.19%	23	31.94%	0	0.00%	0	0.00%	11	20.37%	17	23.61%	6	11.11%	7	9.72%	1	1.85%	1	1.39%	15	27.78%	21	29.17%	2	3.70%	3	4.17%	54	75.00%	72
139	04	12	24.49%	18	26.09%	1	2.04%	1	1.45%	6	12.24%	8	11.59%	9	18.37%	12	17.39%	0	0.00%	0	0.00%	18	36.73%	26	37.68%	3	6.12%	4	5.80%	49	71.00%	69
139	05	9	24.32%	9	24.32%	0	0.00%	0	0.00%	3	8.11%	3	8.11%	8	21.62%	8	21.62%	0	0.00%	0	0.00%	16	43.24%	16	43.24%	1	2.70%	1	2.70%	37	100.00%	37
<b>139 Total</b>		<b>97</b>	<b>25.53%</b>	<b>149</b>	<b>28.01%</b>	<b>3</b>	<b>0.79%</b>	<b>4</b>	<b>0.75%</b>	<b>73</b>	<b>19.21%</b>	<b>101</b>	<b>18.98%</b>	<b>59</b>	<b>15.53%</b>	<b>78</b>	<b>14.66%</b>	<b>1</b>	<b>0.26%</b>	<b>1</b>	<b>0.19%</b>	<b>121</b>	<b>31.84%</b>	<b>167</b>	<b>31.39%</b>	<b>26</b>	<b>6.84%</b>	<b>32</b>	<b>6.02%</b>	<b>380</b>	<b>71.00%</b>	<b>532</b>

Magnet School	Campus	Grade	Hispanic				American Indian				Asian				Black				Native Hawaiian				White				Multi-Race				Total		
			Magnet		All		Magnet		All		Magnet		All		Magnet		All		Magnet		All		Magnet		All		Magnet		All	Magnet		All	
			Cnt	%	Cnt	%	Cnt	%	Cnt	%	Cnt	%	Cnt	%	Cnt	%	Cnt	%	Cnt	%	Cnt	%	Cnt	%	Cnt	%	Cnt	%	Cnt	%	Cnt		

Back ES		Cnt	%	Cnt	%	Cnt	%	Cnt	%	Cnt	%	Cnt	%	Cnt	%	Cnt	%	Cnt	%	Cnt	%	Cnt	%	Cnt	%	Cnt	%	Cnt	%	Cnt		
140	PK	0	0%	17	26.98%	0	0%	0	0.00%	0	0%	11	17.46%	0	0%	20	31.75%	0	0%	0	0.00%	0	0%	10	15.87%	0	0%	5	7.94%	0	0.00%	63
140	KG	0	0%	34	41.46%	0	0%	0	0.00%	0	0%	5	6.10%	0	0%	23	28.05%	0	0%	0	0.00%	0	0%	15	18.29%	0	0%	5	6.10%	0	0.00%	82
140	01	0	0%	26	46.43%	0	0%	0	0.00%	0	0%	7	12.50%	0	0%	13	23.21%	0	0%	0	0.00%	0	0%	7	12.50%	0	0%	3	5.36%	0	0.00%	56
140	02	0	0%	15	28.30%	0	0%	0	0.00%	0	0%	7	13.21%	0	0%	16	30.19%	0	0%	0	0.00%	0	0%	12	22.64%	0	0%	3	5.66%	0	0.00%	53
140	03	0	0%	20	33.90%	0	0%	1	1.69%	0	0%	5	8.47%	0	0%	28	47.46%	0	0%	0	0.00%	0	0%	5	8.47%	0	0%	0	0.00%	0	0.00%	59
140	04	0	0%	22	41.51%	0	0%	0	0.00%	0	0%	9	16.98%	0	0%	15	28.30%	0	0%	0	0.00%	0	0%	1	1.89%	0	0%	6	11.32%	0	0.00%	53
140	05	0	0%	33	52.38%	0	0%	1	1.59%	0	0%	10	15.87%	0	0%	13	20.63%	0	0%	0	0.00%	0	0%	6	9.52%	0	0%	0	0.00%	0	0.00%	63
140 Total		0	0%	167	38.93%	0	0%	2	0.47%	0	0%	54	12.59%	0	0%	128	29.84%	0	0%	0	0.00%	0	0%	56	13.05%	0	0%	22	5.13%	0	0.00%	429

Shugart ES		Cnt	%	Cnt	%	Cnt	%	Cnt	%	Cnt	%	Cnt	%	Cnt	%	Cnt	%	Cnt	%	Cnt	%	Cnt	%	Cnt	%	Cnt	%	Cnt	%	Cnt		
141	E2	0	0%	1	0.00%	0	0%	0	0.00%	0	0%	0	0.00%	0	0%	0	0.00%	0	0%	0	0.00%	0	0%	0	0.00%	0	0%	0	0.00%	0	0.00%	1
141	E1	0	0%	1	14.29%	0	0%	0	0.00%	0	0%	0	0.00%	4	57.14%	0	0%	0	0.00%	0	0.00%	2	28.57%	0	0%	0	0.00%	0	0.00%	0	0.00%	7
141	PK	0	0%	14	29.79%	0	0%	2	4.26%	0	0%	4	8.51%	0	0%	20	42.55%	0	0%	0	0.00%	0	0%	4	8.51%	0	0%	3	6.38%	0	0.00%	47
141	KG	0	0%	30	37.97%	0	0%	0	0.00%	0	0%	5	6.33%	0	0%	39	49.37%	0	0%	0	0.00%	0	0%	2	2.53%	0	0%	3	3.80%	0	0.00%	79
141	01	0	0%	34	41.98%	0	0%	1	1.23%	0	0%	4	4.94%	0	0%	36	44.44%	0	0%	0	0.00%	0	0%	3	3.70%	0	0%	3	3.70%	0	0.00%	81
141	02	0	0%	33	55.93%	0	0%	0	0.00%	0	0%	0	0.00%	0	0%	24	40.68%	0	0%	0	0.00%	0	0%	2	3.39%	0	0%	0	0.00%	0	0.00%	59
141	03	0	0%	21	38.18%	0	0%	2	3.64%	0	0%	2	3.64%	0	0%	26	47.27%	0	0%	0	0.00%	0	0%	2	3.64%	0	0%	2	3.64%	0	0.00%	55
141	04	0	0%	43	60.56%	0	0%	0	0.00%	0	0%	3	4.23%	0	0%	24	33.80%	0	0%	0	0.00%	0	0%	1	1.41%	0	0%	0	0.00%	0	0.00%	71
141	05	0	0%	36	45.57%	0	0%	0	0.00%	0	0%	8	10.13%	0	0%	27	34.18%	0	0%	0	0.00%	0	0%	6	7.59%	0	0%	2	2.53%	0	0.00%	79
141 Total		0	0%	213	44.47%	0	0%	5	1.04%	0	0%	26	5.43%	0	0%	200	41.75%	0	0%	0	0.00%	0	0%	22	4.59%	0	0%	13	2.71%	0	0.00%	479



Magnet School		Hispanic				American Indian				Asian				Black				Native Hawaiian				White				Multi-Race				Total		
		Magnet		All		Magnet		All		Magnet		All		Magnet		All		Magnet		All		Magnet		All		Magnet		All				
		Cnt	%	Cnt	%	Cnt	%	Cnt	%	Cnt	%	Cnt	%	Cnt	%	Cnt	%	Cnt	%	Cnt	%	Cnt	%	Cnt	%	Cnt	%	Cnt				

**Herfurth ES**

142	E1	13	44.83%	13	44.83%	0	0.00%	0	0.00%	2	6.90%	2	6.90%	3	10.34%	3	10.34%	0	0.00%	0	0.00%	9	31.03%	9	31.03%	2	6.90%	2	6.90%	29	100.00%	29
142	PK	18	36.73%	18	36.73%	0	0.00%	0	0.00%	9	18.37%	9	18.37%	7	14.29%	7	14.29%	0	0.00%	0	0.00%	13	26.53%	13	26.53%	2	4.08%	2	4.08%	49	100.00%	49
142	KG	22	36.07%	29	34.94%	0	0.00%	0	0.00%	8	13.11%	10	12.05%	4	6.56%	9	10.84%	2	3.28%	2	2.41%	17	27.87%	21	25.30%	8	13.11%	12	14.46%	83	100.00%	83
142	01	22	33.85%	31	36.05%	0	0.00%	0	0.00%	8	12.31%	8	9.30%	13	20.00%	18	20.93%	0	0.00%	0	0.00%	18	27.69%	25	29.07%	4	6.15%	4	4.65%	86	100.00%	86
142	02	32	54.24%	35	43.75%	1	1.69%	1	1.25%	2	3.39%	4	5.00%	8	13.56%	13	16.25%	0	0.00%	0	0.00%	9	15.25%	17	21.25%	7	11.86%	10	12.50%	80	100.00%	80
142	03	23	37.70%	31	37.35%	0	0.00%	0	0.00%	7	11.48%	8	9.64%	10	16.39%	17	20.48%	1	1.64%	1	1.20%	16	26.23%	18	21.69%	4	6.56%	8	9.64%	83	100.00%	83
142	04	31	52.54%	41	51.25%	0	0.00%	0	0.00%	3	5.08%	3	3.75%	6	10.17%	12	15.00%	0	0.00%	0	0.00%	17	28.81%	20	25.00%	2	3.39%	4	5.00%	80	100.00%	80
142	05	26	41.27%	26	41.27%	1	1.59%	1	1.59%	6	9.52%	6	9.52%	9	14.29%	9	14.29%	0	0.00%	0	0.00%	16	25.40%	16	25.40%	5	7.94%	5	7.94%	63	100.00%	63
<b>142 Total</b>		<b>187</b>	<b>41.93%</b>	<b>224</b>	<b>40.51%</b>	<b>2</b>	<b>0.45%</b>	<b>2</b>	<b>0.36%</b>	<b>45</b>	<b>10.09%</b>	<b>50</b>	<b>9.04%</b>	<b>60</b>	<b>13.45%</b>	<b>88</b>	<b>15.91%</b>	<b>3</b>	<b>0.67%</b>	<b>3</b>	<b>0.54%</b>	<b>115</b>	<b>25.78%</b>	<b>139</b>	<b>25.14%</b>	<b>34</b>	<b>7.62%</b>	<b>47</b>	<b>8.50%</b>	<b>446</b>	<b>80.00%</b>	<b>553</b>

**Abbett ES**

143	PK	0	0%	9	42.86%	0	0%	0	0.00%	0	0%	4	19.05%	0	0%	4	19.05%	0	0%	0	0.00%	0	0%	3	14.29%	0	0%	1	4.76%	0	0.00%	21
143	KG	0	0%	45	50.00%	0	0%	1	1.11%	0	0%	5	5.56%	0	0%	14	15.56%	0	0%	0	0.00%	0	0%	19	21.11%	0	0%	6	6.67%	0	0.00%	90
143	01	0	0%	40	43.01%	0	0%	0	0.00%	0	0%	11	11.83%	0	0%	20	21.51%	0	0%	0	0.00%	0	0%	16	17.20%	0	0%	6	6.45%	0	0.00%	93
143	02	0	0%	49	41.88%	0	0%	0	0.00%	0	0%	15	12.82%	0	0%	19	16.24%	0	0%	1	0.85%	0	0%	26	22.22%	0	0%	7	5.98%	0	0.00%	117
143	03	0	0%	33	37.50%	0	0%	2	2.27%	0	0%	9	10.23%	0	0%	25	28.41%	0	0%	0	0.00%	0	0%	17	19.32%	0	0%	2	2.27%	0	0.00%	88
143	04	0	0%	48	41.38%	0	0%	0	0.00%	0	0%	15	12.93%	0	0%	11	9.48%	0	0%	0	0.00%	0	0%	35	30.17%	0	0%	7	6.03%	0	0.00%	116
143	05	0	0%	49	40.16%	0	0%	0	0.00%	0	0%	21	17.21%	0	0%	17	13.93%	0	0%	1	0.82%	0	0%	30	24.59%	0	0%	4	3.28%	0	0.00%	122
<b>143 Total</b>		<b>0</b>	<b>0%</b>	<b>273</b>	<b>42.19%</b>	<b>0</b>	<b>0%</b>	<b>3</b>	<b>0.46%</b>	<b>0</b>	<b>0%</b>	<b>80</b>	<b>12.36%</b>	<b>0</b>	<b>0%</b>	<b>110</b>	<b>17.00%</b>	<b>0</b>	<b>0%</b>	<b>2</b>	<b>0.31%</b>	<b>0</b>	<b>0%</b>	<b>146</b>	<b>22.57%</b>	<b>0</b>	<b>0%</b>	<b>33</b>	<b>5.10%</b>	<b>0</b>	<b>0.00%</b>	<b>647</b>

**Keeley ES**

144	PK	0	0%	0	0.00%	0	0%	0	0.00%	0	0%	6	26.09%	0	0%	7	30.43%	0	0%	0	0.00%	0	0%	9	39.13%	0	0%	1	4.35%	0	0.00%	23
144	KG	0	0%	27	31.40%	0	0%	0	0.00%	0	0%	7	8.14%	0	0%	10	11.63%	0	0%	0	0.00%	0	0%	35	40.70%	0	0%	7	8.14%	0	0.00%	86
144	01	0	0%	24	28.24%	0	0%	1	1.18%	0	0%	1	1.18%	0	0%	21	24.71%	0	0%	0	0.00%	0	0%	34	40.00%	0	0%	4	4.71%	0	0.00%	85
144	02	0	0%	24	27.91%	0	0%	2	2.33%	0	0%	3	3.49%	0	0%	18	20.93%	0	0%	0	0.00%	0	0%	34	39.53%	0	0%	5	5.81%	0	0.00%	86
144	03	0	0%	27	27.27%	0	0%	1	1.01%	0	0%	5	5.05%	0	0%	19	19.19%	0	0%	0	0.00%	0	0%	40	40.40%	0	0%	7	7.07%	0	0.00%	99
144	04	0	0%	29	28.43%	0	0%	0	0.00%	0	0%	9	8.82%	0	0%	18	17.65%	0	0%	0	0.00%	0	0%	35	34.31%	0	0%	11	10.78%	0	0.00%	102
144	05	0	0%	22	24.72%	0	0%	0	0.00%	0	0%	3	3.37%	0	0%	20	22.47%	0	0%	0	0.00%	0	0%	38	42.70%	0	0%	6	6.74%	0	0.00%	89
<b>144 Total</b>		<b>0</b>	<b>0%</b>	<b>153</b>	<b>26.84%</b>	<b>0</b>	<b>0%</b>	<b>4</b>	<b>0.70%</b>	<b>0</b>	<b>0%</b>	<b>34</b>	<b>5.96%</b>	<b>0</b>	<b>0%</b>	<b>113</b>	<b>19.82%</b>	<b>0</b>	<b>0%</b>	<b>0</b>	<b>0.00%</b>	<b>0</b>	<b>0%</b>	<b>225</b>	<b>39.47%</b>	<b>0</b>	<b>0%</b>	<b>41</b>	<b>7.19%</b>	<b>0</b>	<b>0.00%</b>	<b>570</b>



Magnet School	Campus	Grade	Hispanic				American Indian				Asian				Black				Native Hawaiian				White				Multi-Race				Total		
			Magnet		All		Magnet		All		Magnet		All		Magnet		All		Magnet		All		Magnet		All		Magnet		All	Magnet		All	
			Cnt	%	Cnt	%	Cnt	%	Cnt	%	Cnt	%	Cnt	%	Cnt	%	Cnt	%	Cnt	%	Cnt	%	Cnt	%	Cnt	%	Cnt	%	Cnt	%	Cnt	%	

**Sewell ES**

145	PK	0	0%	11	25.58%	0	0%	2	4.65%	0	0%	15	34.88%	0	0%	6	13.95%	0	0%	0	0.00%	0	0%	7	16.28%	0	0%	2	4.65%	0	0.00%	43
145	KG	0	0%	17	19.54%	0	0%	1	1.15%	0	0%	8	9.20%	0	0%	25	28.74%	0	0%	0	0.00%	0	0%	24	27.59%	0	0%	12	13.79%	0	0.00%	87
145	01	0	0%	23	20.54%	0	0%	1	0.89%	0	0%	23	20.54%	0	0%	26	23.21%	0	0%	0	0.00%	0	0%	33	29.46%	0	0%	6	5.36%	0	0.00%	112
145	02	0	0%	23	19.66%	0	0%	1	0.85%	0	0%	28	23.93%	0	0%	31	26.50%	0	0%	1	0.85%	0	0%	31	26.50%	0	0%	2	1.71%	0	0.00%	117
145	03	0	0%	25	23.36%	0	0%	1	0.93%	0	0%	17	15.89%	0	0%	23	21.50%	0	0%	0	0.00%	0	0%	35	32.71%	0	0%	6	5.61%	0	0.00%	107
145	04	0	0%	19	18.45%	0	0%	2	1.94%	0	0%	18	17.48%	0	0%	22	21.36%	0	0%	0	0.00%	0	0%	37	35.92%	0	0%	5	4.85%	0	0.00%	103
145	05	0	0%	40	28.78%	0	0%	2	1.44%	0	0%	26	18.71%	0	0%	33	23.74%	0	0%	0	0.00%	0	0%	30	21.58%	0	0%	8	5.76%	0	0.00%	139
<b>145 Total</b>		<b>0</b>	<b>0%</b>	<b>158</b>	<b>22.32%</b>	<b>0</b>	<b>0%</b>	<b>10</b>	<b>1.41%</b>	<b>0</b>	<b>0%</b>	<b>135</b>	<b>19.07%</b>	<b>0</b>	<b>0%</b>	<b>166</b>	<b>23.45%</b>	<b>0</b>	<b>0%</b>	<b>1</b>	<b>0.14%</b>	<b>0</b>	<b>0%</b>	<b>197</b>	<b>27.82%</b>	<b>0</b>	<b>0%</b>	<b>41</b>	<b>5.79%</b>	<b>0</b>	<b>0.00%</b>	<b>708</b>

**Stephens ES**

146	E2	0	0%	2	0.00%	0	0%	0	0.00%	0	0%	0	0.00%	0	0%	0	0.00%	0	0%	0	0.00%	0	0%	0	0.00%	0	0%	0	0.00%	0	0.00%	2
146	E1	0	0%	3	5.00%	0	0%	1	16.67%	0	0%	0	0.00%	0	0%	1	16.67%	0	0%	0	0.00%	0	0%	1	16.67%	0	0%	0	0.00%	0	0.00%	6
146	PK	0	0%	17	44.74%	0	0%	0	0.00%	0	0%	0	0.00%	0	0%	12	31.58%	0	0%	0	0.00%	0	0%	9	23.68%	0	0%	0	0.00%	0	0.00%	38
146	KG	0	0%	36	58.06%	0	0%	0	0.00%	0	0%	2	3.23%	0	0%	9	14.52%	0	0%	0	0.00%	0	0%	12	19.35%	0	0%	3	4.84%	0	0.00%	62
146	01	0	0%	45	55.56%	0	0%	1	1.23%	0	0%	2	2.47%	0	0%	15	18.52%	0	0%	0	0.00%	0	0%	13	16.05%	0	0%	5	6.17%	0	0.00%	81
146	02	0	0%	34	47.22%	0	0%	0	0.00%	0	0%	4	5.56%	0	0%	14	19.44%	0	0%	0	0.00%	0	0%	16	22.22%	0	0%	4	5.56%	0	0.00%	72
146	03	0	0%	36	57.14%	0	0%	2	3.17%	0	0%	1	1.59%	0	0%	10	15.87%	0	0%	0	0.00%	0	0%	8	12.70%	0	0%	6	9.52%	0	0.00%	63
146	04	0	0%	46	58.23%	0	0%	0	0.00%	0	0%	5	6.33%	0	0%	10	12.66%	0	0%	0	0.00%	0	0%	14	17.72%	0	0%	4	5.06%	0	0.00%	79
146	05	0	0%	36	48.65%	0	0%	0	0.00%	0	0%	4	5.41%	0	0%	23	31.08%	0	0%	0	0.00%	0	0%	8	10.81%	0	0%	3	4.05%	0	0.00%	74
<b>146 Total</b>		<b>0</b>	<b>0%</b>	<b>255</b>	<b>53.46%</b>	<b>0</b>	<b>0%</b>	<b>4</b>	<b>0.84%</b>	<b>0</b>	<b>0%</b>	<b>18</b>	<b>3.77%</b>	<b>0</b>	<b>0%</b>	<b>94</b>	<b>19.71%</b>	<b>0</b>	<b>0%</b>	<b>0</b>	<b>0.00%</b>	<b>0</b>	<b>0%</b>	<b>81</b>	<b>16.98%</b>	<b>0</b>	<b>0%</b>	<b>25</b>	<b>5.24%</b>	<b>0</b>	<b>0.00%</b>	<b>477</b>

Magnet School		Hispanic				American Indian				Asian				Black				Native Hawaiian				White				Multi-Race				Total		
		Magnet		All		Magnet		All		Magnet		All		Magnet		All		Magnet		All		Magnet		All		Magnet		All				
		Cnt	%	Cnt	%	Cnt	%	Cnt	%	Cnt	%	Cnt	%	Cnt	%	Cnt	%	Cnt	%	Cnt	%	Cnt	%	Cnt	%	Cnt	%	Cnt				
<b>Lister ES</b>																																
147	PK	0	0%	18	27.27%	0	0%	2	3.03%	0	0%	28	42.42%	0	0%	10	15.15%	0	0%	0	0.00%	0	0%	5	7.58%	0	0%	3	4.55%	0	0.00%	66
147	KG	0	0%	33	36.26%	0	0%	0	0.00%	0	0%	23	25.27%	0	0%	20	21.98%	0	0%	0	0.00%	0	0%	11	12.09%	0	0%	4	4.40%	0	0.00%	91
147	01	0	0%	31	32.98%	0	0%	0	0.00%	0	0%	30	31.91%	0	0%	21	22.34%	0	0%	0	0.00%	0	0%	12	12.77%	0	0%	0	0.00%	0	0.00%	94
147	02	0	0%	34	39.08%	0	0%	1	1.15%	0	0%	27	31.03%	0	0%	14	16.09%	0	0%	0	0.00%	0	0%	8	9.20%	0	0%	3	3.45%	0	0.00%	87
147	03	0	0%	30	33.33%	0	0%	0	0.00%	0	0%	23	25.56%	0	0%	19	21.11%	0	0%	0	0.00%	0	0%	14	15.56%	0	0%	4	4.44%	0	0.00%	90
147	04	0	0%	33	41.77%	0	0%	0	0.00%	0	0%	25	31.65%	0	0%	8	10.13%	0	0%	0	0.00%	0	0%	7	8.86%	0	0%	6	7.59%	0	0.00%	79
147	05	0	0%	40	57.14%	0	0%	1	1.43%	0	0%	16	22.86%	0	0%	7	10.00%	0	0%	0	0.00%	0	0%	6	8.57%	0	0%	0	0.00%	0	0.00%	70
147 Total		0	0%	219	37.95%	0	0%	4	0.69%	0	0%	172	29.81%	0	0%	99	17.16%	0	0%	0	0.00%	0	0%	63	10.92%	0	0%	20	3.47%	0	0.00%	577
<b>Dorsey ES</b>																																
148	PK	0	0%	3	13.64%	0	0%	1	4.55%	0	0%	6	27.27%	0	0%	4	18.18%	0	0%	0	0.00%	0	0%	7	31.82%	0	0%	1	4.55%	0	0.00%	22
148	KG	0	0%	35	47.30%	0	0%	2	2.70%	0	0%	9	12.16%	0	0%	7	9.46%	0	0%	0	0.00%	0	0%	17	22.97%	0	0%	4	5.41%	0	0.00%	74
148	01	0	0%	45	54.88%	0	0%	0	0.00%	0	0%	7	8.54%	0	0%	10	12.20%	0	0%	0	0.00%	0	0%	17	20.73%	0	0%	3	3.66%	0	0.00%	82
148	02	0	0%	32	38.10%	0	0%	1	1.19%	0	0%	7	8.33%	0	0%	18	21.43%	0	0%	0	0.00%	0	0%	21	25.00%	0	0%	5	5.95%	0	0.00%	84
148	03	0	0%	42	38.53%	0	0%	0	0.00%	0	0%	11	10.09%	0	0%	26	23.85%	0	0%	0	0.00%	0	0%	23	21.10%	0	0%	7	6.42%	0	0.00%	109
148	04	0	0%	48	46.15%	0	0%	0	0.00%	0	0%	15	14.42%	0	0%	20	19.23%	0	0%	0	0.00%	0	0%	18	17.31%	0	0%	3	2.88%	0	0.00%	104
148	05	0	0%	42	43.30%	0	0%	1	1.03%	0	0%	10	10.31%	0	0%	20	20.62%	0	0%	0	0.00%	0	0%	21	21.65%	0	0%	3	3.09%	0	0.00%	97
148 Total		0	0%	247	43.18%	0	0%	5	0.87%	0	0%	65	11.36%	0	0%	105	18.36%	0	0%	0	0.00%	0	0%	124	21.68%	0	0%	26	4.55%	0	0.00%	572
<b>Stedham ES</b>																																
154	E1	0	0%	1	8.33%	0	0%	0	0.00%	0	0%	1	8.33%	0	0%	4	33.33%	0	0%	0	0.00%	0	0%	6	50.00%	0	0%	0	0.00%	0	0.00%	12
154	PK	0	0%	16	43.24%	0	0%	0	0.00%	0	0%	0	0.00%	0	0%	14	37.84%	0	0%	0	0.00%	0	0%	5	13.51%	0	0%	2	5.41%	0	0.00%	37
154	KG	0	0%	25	39.06%	0	0%	0	0.00%	0	0%	6	9.38%	0	0%	22	34.38%	0	0%	0	0.00%	0	0%	9	14.06%	0	0%	2	3.13%	0	0.00%	64
154	01	0	0%	17	31.48%	0	0%	0	0.00%	0	0%	0	0.00%	0	0%	18	33.33%	0	0%	0	0.00%	0	0%	17	31.48%	0	0%	2	3.70%	0	0.00%	54
154	02	0	0%	24	35.29%	0	0%	1	1.47%	0	0%	1	1.47%	0	0%	28	41.18%	0	0%	0	0.00%	0	0%	11	16.18%	0	0%	3	4.41%	0	0.00%	68
154	03	0	0%	25	37.88%	0	0%	0	0.00%	0	0%	7	10.61%	0	0%	23	34.85%	0	0%	0	0.00%	0	0%	10	15.15%	0	0%	1	1.52%	0	0.00%	66
154	04	0	0%	28	48.28%	0	0%	1	1.72%	0	0%	4	6.90%	0	0%	17	29.31%	0	0%	0	0.00%	0	0%	6	10.34%	0	0%	2	3.45%	0	0.00%	58
154	05	0	0%	34	35.42%	0	0%	0	0.00%	0	0%	5	5.21%	0	0%	30	31.25%	0	0%	0	0.00%	0	0%	24	25.00%	0	0%	3	3.13%	0	0.00%	96
154 Total		0	0%	170	37.36%	0	0%	2	0.44%	0	0%	24	5.27%	0	0%	156	34.29%	0	0%	0	0.00%	0	0%	88	19.34%	0	0%	15	3.30%	0	0.00%	455

Magnet School		Hispanic				American Indian				Asian				Black				Native Hawaiian				White				Multi-Race				Total		
		Magnet		All		Magnet		All		Magnet		All		Magnet		All		Magnet		All		Magnet		All		Magnet		All				
		Cnt	%	Cnt	%	Cnt	%	Cnt	%	Cnt	%	Cnt	%	Cnt	%	Cnt	%	Cnt	%	Cnt	%	Cnt	%	Cnt	%	Cnt	%	Cnt				
<b>Armstrong ES</b>																																
155	E1	0	0%	2	40.00%	0	0%	0	0.00%	0	0%	0	0.00%	0	0%	2	40.00%	0	0%	0	0.00%	0	0%	0	0.00%	0	0%	1	20.00%	0	0.00%	5
155	PK	0	0%	1	16.67%	0	0%	0	0.00%	0	0%	0	0.00%	0	0%	5	83.33%	0	0%	0	0.00%	0	0%	0	0.00%	0	0%	0	0.00%	0	0.00%	6
155	KG	0	0%	24	21.82%	0	0%	1	0.91%	0	0%	17	15.45%	0	0%	14	12.73%	0	0%	1	0.91%	0	0%	44	40.00%	0	0%	9	8.18%	0	0.00%	110
155	01	0	0%	27	23.48%	0	0%	3	2.61%	0	0%	28	24.35%	0	0%	15	13.04%	0	0%	0	0.00%	0	0%	35	30.43%	0	0%	7	6.09%	0	0.00%	115
155	02	0	0%	18	15.52%	0	0%	1	0.86%	0	0%	28	24.14%	0	0%	15	12.93%	0	0%	0	0.00%	0	0%	47	40.52%	0	0%	7	6.03%	0	0.00%	116
155	03	0	0%	39	35.14%	0	0%	0	0.00%	0	0%	23	20.72%	0	0%	11	9.91%	0	0%	1	0.90%	0	0%	31	27.93%	0	0%	6	5.41%	0	0.00%	111
155	04	0	0%	31	23.85%	0	0%	0	0.00%	0	0%	31	23.85%	0	0%	16	12.31%	0	0%	0	0.00%	0	0%	43	33.08%	0	0%	9	6.92%	0	0.00%	130
155	05	0	0%	32	23.02%	0	0%	2	1.44%	0	0%	37	26.62%	0	0%	19	13.67%	0	0%	0	0.00%	0	0%	44	31.65%	0	0%	5	3.60%	0	0.00%	139
<b>155 Total</b>		<b>0</b>	<b>0%</b>	<b>174</b>	<b>23.77%</b>	<b>0</b>	<b>0%</b>	<b>7</b>	<b>0.96%</b>	<b>0</b>	<b>0%</b>	<b>164</b>	<b>22.40%</b>	<b>0</b>	<b>0%</b>	<b>97</b>	<b>13.25%</b>	<b>0</b>	<b>0%</b>	<b>2</b>	<b>0.27%</b>	<b>0</b>	<b>0%</b>	<b>244</b>	<b>33.33%</b>	<b>0</b>	<b>0%</b>	<b>44</b>	<b>6.01%</b>	<b>0</b>	<b>0.00%</b>	<b>732</b>
<b>Pearson ES</b>																																
156	PK	0	0%	14	26.92%	0	0%	0	0.00%	0	0%	4	7.69%	0	0%	21	40.38%	0	0%	0	0.00%	0	0%	6	11.54%	0	0%	7	13.46%	0	0.00%	52
156	KG	0	0%	29	36.71%	0	0%	0	0.00%	0	0%	8	10.13%	0	0%	29	36.71%	0	0%	0	0.00%	0	0%	8	10.13%	0	0%	5	6.33%	0	0.00%	79
156	01	0	0%	33	42.86%	0	0%	0	0.00%	0	0%	4	5.19%	0	0%	29	37.66%	0	0%	0	0.00%	0	0%	11	14.29%	0	0%	0	0.00%	0	0.00%	77
156	02	0	0%	33	43.42%	0	0%	1	1.32%	0	0%	3	3.95%	0	0%	27	35.53%	0	0%	0	0.00%	0	0%	8	10.53%	0	0%	4	5.26%	0	0.00%	76
156	03	0	0%	45	50.00%	0	0%	0	0.00%	0	0%	8	8.89%	0	0%	23	25.56%	0	0%	0	0.00%	0	0%	13	14.44%	0	0%	1	1.11%	0	0.00%	90
156	04	0	0%	34	44.74%	0	0%	0	0.00%	0	0%	1	1.32%	0	0%	29	38.16%	0	0%	0	0.00%	0	0%	8	10.53%	0	0%	4	5.26%	0	0.00%	76
156	05	0	0%	46	46.46%	0	0%	0	0.00%	0	0%	5	5.05%	0	0%	35	35.35%	0	0%	0	0.00%	0	0%	8	8.08%	0	0%	5	5.05%	0	0.00%	99
<b>156 Total</b>		<b>0</b>	<b>0%</b>	<b>234</b>	<b>42.62%</b>	<b>0</b>	<b>0%</b>	<b>1</b>	<b>0.18%</b>	<b>0</b>	<b>0%</b>	<b>33</b>	<b>6.01%</b>	<b>0</b>	<b>0%</b>	<b>193</b>	<b>35.15%</b>	<b>0</b>	<b>0%</b>	<b>0</b>	<b>0.00%</b>	<b>0</b>	<b>0%</b>	<b>62</b>	<b>11.29%</b>	<b>0</b>	<b>0%</b>	<b>26</b>	<b>4.74%</b>	<b>0</b>	<b>0.00%</b>	<b>549</b>
<b>Couch ES</b>																																
157	03	0	0%	24	31.58%	0	0%	0	0.00%	0	0%	7	9.21%	0	0%	31	40.79%	0	0%	0	0.00%	0	0%	10	13.16%	0	0%	4	5.26%	0	0.00%	76
157	04	0	0%	30	35.71%	0	0%	0	0.00%	0	0%	5	5.95%	0	0%	34	40.48%	0	0%	0	0.00%	0	0%	8	9.52%	0	0%	7	8.33%	0	0.00%	84
157	05	0	0%	16	21.62%	0	0%	0	0.00%	0	0%	6	8.11%	0	0%	43	58.11%	0	0%	0	0.00%	0	0%	8	10.81%	0	0%	1	1.35%	0	0.00%	74
<b>157 Total</b>		<b>0</b>	<b>0%</b>	<b>70</b>	<b>29.91%</b>	<b>0</b>	<b>0%</b>	<b>0</b>	<b>0.00%</b>	<b>0</b>	<b>0%</b>	<b>18</b>	<b>7.69%</b>	<b>0</b>	<b>0%</b>	<b>108</b>	<b>46.15%</b>	<b>0</b>	<b>0%</b>	<b>0</b>	<b>0.00%</b>	<b>0</b>	<b>0%</b>	<b>26</b>	<b>11.11%</b>	<b>0</b>	<b>0%</b>	<b>12</b>	<b>5.13%</b>	<b>0</b>	<b>0.00%</b>	<b>234</b>

Magnet School		Hispanic				American Indian				Asian				Black				Native Hawaiian				White				Multi-Race				Total		
		Magnet		All		Magnet		All		Magnet		All		Magnet		All		Magnet		All		Magnet		All		Magnet		All	Magnet		All	
		Cnt	%	Cnt	%	Cnt	%	Cnt	%	Cnt	%	Cnt	%	Cnt	%	Cnt	%	Cnt	%	Cnt	%	Cnt	%	Cnt	%	Cnt	%	Cnt	%	Cnt	%	
<b>Liberty Grove ES</b>																																
158	E1	0	0%	6	37.50%	0	0%	0	0.00%	0	0%	4	25.00%	0	0%	2	12.50%	0	0%	0	0.00%	0	0%	2	12.50%	0	0%	2	12.50%	0	0.00%	16
158	PK	0	0%	48	71.64%	0	0%	0	0.00%	0	0%	1	1.49%	0	0%	12	17.91%	0	0%	0	0.00%	0	0%	4	5.97%	0	0%	2	2.99%	0	0.00%	67
158	KG	0	0%	23	32.39%	0	0%	1	1.41%	0	0%	3	4.23%	0	0%	24	33.80%	0	0%	0	0.00%	0	0%	15	21.13%	0	0%	5	7.04%	0	0.00%	71
158	01	0	0%	20	30.77%	0	0%	0	0.00%	0	0%	8	12.31%	0	0%	17	26.15%	0	0%	0	0.00%	0	0%	16	24.62%	0	0%	4	6.15%	0	0.00%	65
158	02	0	0%	21	29.17%	0	0%	0	0.00%	0	0%	7	9.72%	0	0%	26	36.11%	0	0%	0	0.00%	0	0%	17	23.61%	0	0%	1	1.39%	0	0.00%	72
158	03	0	0%	26	29.89%	0	0%	0	0.00%	0	0%	6	6.90%	0	0%	31	35.63%	0	0%	0	0.00%	0	0%	17	19.54%	0	0%	7	8.05%	0	0.00%	87
158	04	0	0%	20	32.79%	0	0%	0	0.00%	0	0%	2	3.28%	0	0%	22	36.07%	0	0%	0	0.00%	0	0%	12	19.67%	0	0%	5	8.20%	0	0.00%	61
158	05	0	0%	17	23.94%	0	0%	1	1.41%	0	0%	3	4.23%	0	0%	21	29.58%	0	0%	0	0.00%	0	0%	22	30.99%	0	0%	7	9.86%	0	0.00%	71
<b>158 Total</b>		<b>0</b>	<b>0%</b>	<b>181</b>	<b>35.49%</b>	<b>0</b>	<b>0%</b>	<b>2</b>	<b>0.39%</b>	<b>0</b>	<b>0%</b>	<b>34</b>	<b>6.67%</b>	<b>0</b>	<b>0%</b>	<b>155</b>	<b>30.39%</b>	<b>0</b>	<b>0%</b>	<b>0</b>	<b>0.00%</b>	<b>0</b>	<b>0%</b>	<b>105</b>	<b>20.59%</b>	<b>0</b>	<b>0%</b>	<b>33</b>	<b>6.47%</b>	<b>0</b>	<b>0.00%</b>	<b>510</b>
<b>George Washington Carver ES</b>																																
159	E1	1	100.00%	3	75.00%	0	0.00%	0	0.00%	0	0.00%	0	0.00%	0	0.00%	1	25.00%	0	0.00%	0	0.00%	0	0.00%	0	0.00%	0	0.00%	0	0.00%	1	25.00%	4
159	PK	0	0%	46	63.01%	0	0%	0	0.00%	0	0%	6	8.22%	0	0%	14	19.18%	0	0%	1	1.37%	0	0%	3	4.11%	0	0%	3	4.11%	0	0.00%	73
159	KG	0	0%	57	70.37%	0	0%	0	0.00%	0	0%	11	13.58%	0	0%	5	6.17%	0	0%	0	0.00%	0	0%	6	7.41%	0	0%	2	2.47%	0	0.00%	81
159	01	0	0%	67	66.34%	0	0%	0	0.00%	0	0%	9	8.91%	0	0%	13	12.87%	0	0%	0	0.00%	0	0%	8	7.92%	0	0%	4	3.96%	0	0.00%	101
159	02	0	0%	67	67.00%	0	0%	0	0.00%	0	0%	3	3.00%	0	0%	18	18.00%	0	0%	0	0.00%	0	0%	5	5.00%	0	0%	7	7.00%	0	0.00%	100
159	03	0	0%	59	64.84%	0	0%	1	1.10%	0	0%	9	9.89%	0	0%	15	16.48%	0	0%	0	0.00%	0	0%	4	4.40%	0	0%	3	3.30%	0	0.00%	91
159	04	0	0%	71	68.27%	0	0%	1	0.96%	0	0%	5	4.81%	0	0%	15	14.42%	0	0%	0	0.00%	0	0%	8	7.69%	0	0%	4	3.85%	0	0.00%	104
159	05	0	0%	68	66.02%	0	0%	0	0.00%	0	0%	8	7.77%	0	0%	17	16.50%	0	0%	0	0.00%	0	0%	7	6.80%	0	0%	3	2.91%	0	0.00%	103
<b>159 Total</b>		<b>1</b>	<b>100.00%</b>	<b>438</b>	<b>66.67%</b>	<b>0</b>	<b>0.00%</b>	<b>2</b>	<b>0.30%</b>	<b>0</b>	<b>0.00%</b>	<b>51</b>	<b>7.76%</b>	<b>0</b>	<b>0.00%</b>	<b>98</b>	<b>14.92%</b>	<b>0</b>	<b>0.00%</b>	<b>1</b>	<b>0.15%</b>	<b>0</b>	<b>0.00%</b>	<b>41</b>	<b>6.24%</b>	<b>0</b>	<b>0.00%</b>	<b>26</b>	<b>3.96%</b>	<b>1</b>	<b>0.00%</b>	<b>657</b>
<b>Handley STEM ES</b>																																
161	KG	0	0%	45	68.18%	0	0%	0	0.00%	0	0%	0	0.00%	0	0%	17	25.76%	0	0%	0	0.00%	0	0%	1	1.52%	0	0%	3	4.55%	0	0.00%	66
161	01	0	0%	37	54.41%	0	0%	0	0.00%	0	0%	0	0.00%	0	0%	20	29.41%	0	0%	0	0.00%	0	0%	4	5.88%	0	0%	7	10.29%	0	0.00%	68
161	02	0	0%	40	59.70%	0	0%	0	0.00%	0	0%	2	2.99%	0	0%	20	29.85%	0	0%	0	0.00%	0	0%	3	4.48%	0	0%	2	2.99%	0	0.00%	67
<b>161 Total</b>		<b>0</b>	<b>0%</b>	<b>122</b>	<b>60.70%</b>	<b>0</b>	<b>0%</b>	<b>0</b>	<b>0.00%</b>	<b>0</b>	<b>0%</b>	<b>2</b>	<b>1.00%</b>	<b>0</b>	<b>0%</b>	<b>57</b>	<b>28.36%</b>	<b>0</b>	<b>0%</b>	<b>0</b>	<b>0.00%</b>	<b>0</b>	<b>0%</b>	<b>8</b>	<b>3.98%</b>	<b>0</b>	<b>0%</b>	<b>12</b>	<b>5.97%</b>	<b>0</b>	<b>0.00%</b>	<b>201</b>

Magnet School		Hispanic				American Indian				Asian				Black				Native Hawaiian				White				Multi-Race				Total		
		Magnet		All		Magnet		All		Magnet		All		Magnet		All		Magnet		All		Magnet		All		Magnet		All				
		Cnt	%	Cnt	%	Cnt	%	Cnt	%	Cnt	%	Cnt	%	Cnt	%	Cnt	%	Cnt	%	Cnt	%	Cnt	%	Cnt	%	Cnt	%	Cnt				
<b>Southgate STEM ES</b>																																
162	E1	0	0%	3	60.00%	0	0%	0	0.00%	0	0%	0	0.00%	0	0%	1	20.00%	0	0%	0	0.00%	0	0%	1	20.00%	0	0%	0	0.00%	0	0.00%	5
162	PK	0	0%	34	75.56%	0	0%	0	0.00%	0	0%	1	2.22%	0	0%	3	6.67%	0	0%	0	0.00%	0	0%	5	11.11%	0	0%	2	4.44%	0	0.00%	45
162	KG	0	0%	54	83.08%	0	0%	1	1.54%	0	0%	0	0.00%	0	0%	5	7.69%	0	0%	0	0.00%	0	0%	2	3.08%	0	0%	3	4.62%	0	0.00%	65
162	01	0	0%	56	83.58%	0	0%	0	0.00%	0	0%	1	1.49%	0	0%	5	7.46%	0	0%	0	0.00%	0	0%	4	5.97%	0	0%	1	1.49%	0	0.00%	67
162	02	0	0%	80	79.21%	0	0%	0	0.00%	0	0%	4	3.96%	0	0%	13	12.87%	0	0%	0	0.00%	0	0%	3	2.97%	0	0%	1	0.99%	0	0.00%	101
162 Total		0	0%	227	80.21%	0	0%	1	0.35%	0	0%	6	2.12%	0	0%	27	9.54%	0	0%	0	0.00%	0	0%	15	5.30%	0	0%	7	2.47%	0	0.00%	283
<b>Club Hill STEM ES</b>																																
163	PK	0	0%	24	54.55%	0	0%	3	6.82%	0	0%	4	9.09%	0	0%	7	15.91%	0	0%	0	0.00%	0	0%	6	13.64%	0	0%	0	0.00%	0	0.00%	44
163	KG	0	0%	43	68.25%	0	0%	0	0.00%	0	0%	2	3.17%	0	0%	8	12.70%	0	0%	0	0.00%	0	0%	6	9.52%	0	0%	4	6.35%	0	0.00%	63
163	01	0	0%	43	67.19%	0	0%	0	0.00%	0	0%	1	1.56%	0	0%	8	12.50%	0	0%	0	0.00%	0	0%	9	14.06%	0	0%	3	4.69%	0	0.00%	64
163	02	0	0%	49	73.13%	0	0%	0	0.00%	0	0%	1	1.49%	0	0%	11	16.42%	0	0%	0	0.00%	0	0%	4	5.97%	0	0%	2	2.99%	0	0.00%	67
163 Total		0	0%	159	66.81%	0	0%	3	1.26%	0	0%	8	3.36%	0	0%	34	14.29%	0	0%	0	0.00%	0	0%	25	10.50%	0	0%	9	3.78%	0	0.00%	238
<b>Couch Collegiate Prep ES</b>																																
164	E1	0	0%	5	71.43%	0	0%	1	14.29%	0	0%	0	0.00%	0	0%	1	14.29%	0	0%	0	0.00%	0	0%	0	0.00%	0	0%	0	0.00%	0	0.00%	7
164	PK	0	0%	24	40.00%	0	0%	0	0.00%	0	0%	8	13.33%	0	0%	17	28.33%	0	0%	1	1.67%	0	0%	8	13.33%	0	0%	2	3.33%	0	0.00%	60
164	KG	0	0%	24	40.68%	0	0%	1	1.69%	0	0%	3	5.08%	0	0%	22	37.29%	0	0%	0	0.00%	0	0%	5	8.47%	0	0%	4	6.78%	0	0.00%	59
164	01	0	0%	32	42.11%	0	0%	1	1.32%	0	0%	8	10.53%	0	0%	28	36.84%	0	0%	0	0.00%	0	0%	6	7.89%	0	0%	1	1.32%	0	0.00%	76
164	02	0	0%	33	39.29%	0	0%	0	0.00%	0	0%	4	4.76%	0	0%	31	36.90%	0	0%	1	1.19%	0	0%	10	11.90%	0	0%	5	5.95%	0	0.00%	84
164 Total		0	0%	118	41.26%	0	0%	3	1.05%	0	0%	23	8.04%	0	0%	99	34.62%	0	0%	2	0.70%	0	0%	29	10.14%	0	0%	12	4.20%	0	0.00%	286
<b>Cisneros Pre-K</b>																																
180	E2	0	0%	7	87.50%	0	0%	0	0.00%	0	0%	0	0.00%	0	0%	1	12.50%	0	0%	0	0.00%	0	0%	0	0.00%	0	0%	0	0.00%	0	0.00%	8
180	E1	0	0%	16	84.21%	0	0%	0	0.00%	0	0%	0	0.00%	0	0%	0	0.00%	0	0%	0	0.00%	0	0%	2	10.53%	0	0%	1	5.26%	0	0.00%	19
180	PK	0	0%	297	91.67%	0	0%	7	2.16%	0	0%	0	0.00%	0	0%	10	3.09%	0	0%	0	0.00%	0	0%	9	2.78%	0	0%	1	0.31%	0	0.00%	324
180 Total		0	0%	320	91.17%	0	0%	7	1.99%	0	0%	0	0.00%	0	0%	11	3.13%	0	0%	0	0.00%	0	0%	11	3.13%	0	0%	2	0.57%	0	0.00%	351

Magnet School		Hispanic				American Indian				Asian				Black				Native Hawaiian				White				Multi-Race				Total		
		Magnet		All		Magnet		All		Magnet		All		Magnet		All		Magnet		All		Magnet		All		Magnet		All				
		Cnt	%	Cnt	%	Cnt	%	Cnt	%	Cnt	%	Cnt	%	Cnt	%	Cnt	%	Cnt	%	Cnt	%	Cnt	%	Cnt	%	Cnt	%	Cnt				
<b>Parsons Pre-K</b>																																
181	E2	0	0%	5	62.50%	0	0%	0	0.00%	0	0%	1	12.50%	0	0%	1	12.50%	0	0%	0	0.00%	0	0%	1	12.50%	0	0%	0	0.00%	8		
181	E1	0	0%	12	54.55%	0	0%	0	0.00%	0	0%	3	13.64%	0	0%	1	4.55%	0	0%	0	0.00%	0	0%	4	18.18%	0	0%	2	9.09%	22		
181	PK	0	0%	185	63.14%	0	0%	0	0.00%	0	0%	53	18.09%	0	0%	27	9.22%	0	0%	0	0.00%	0	0%	17	5.80%	0	0%	11	3.75%	293		
<b>181 Total</b>		0	0%	202	62.54%	0	0%	0	0.00%	0	0%	57	17.65%	0	0%	29	8.98%	0	0%	0	0.00%	0	0%	22	6.81%	0	0%	13	4.02%	323		
<b>Grand Total</b>		5125	46.35%	28343	54.93%	35	0.32%	200	0.39%	1681	15.20%	5143	9.97%	1752	15.85%	9333	18.09%	11	0.10%	51	0.10%	2025	18.32%	6863	13.30%	427	3.86%	1662	3.22%	11056	21.43%	51595

Academy Waitlist  
December 2023 Kinkeade Report

Hillside	Magnet	Neighborhood	Kimberlin	Magnet	Neighborhood	Walnut Glen	Magnet	Neighborhood	Austin	Magnet	Neighborhood
Kinder	0	12	Kinder	3	25	Kinder	2	2	6th grade	112	43
1st grade	0	10	1st grade	4	9	1st grade	4	2	7th grade	0	4
2nd grade	0	9	2nd grade	2	6	2nd grade	0	1	8th grade	0	10
3rd grade	0	8	3rd grade	3	11	3rd grade	1	0			
4th grade	0	10	4th grade	1	10	4th grade	1	5			
5th grade	2	0	5th grade	0	1	5th grade	1	0			
<b>Hillside Bilingual</b>			<b>Kimberlin Bilingual</b>			<b>Walnut Glen Bilingual</b>					
Kinder	2	<b>No Bilingual Neighborhood Sections</b>	No Bilingual Sections	Kinder	0	Kinder	0	<b>No Bilingual Neighborhood Sections</b>			
1st grade	0			1st grade	2	1st grade	2				
2nd grade	0			2nd grade	0	2nd grade	0				
3rd grade	7			3rd grade	0	3rd grade	0				
4th grade	0			4th grade	0	4th grade	0				
5th grade	4	5th grade	0	5th grade	0						



Exhibit 2

Campuses Closed to Further Enrollment

**Open/Closed Status  
by Campus and Grade Level**

<b>School</b>	<b>School Name</b>	<b>Grade</b>	<b>Capacity Type</b>	<b>Status</b>
002	GARLAND H S	12	General/ESL	Open
002	GARLAND H S	11	General/ESL	Open
002	GARLAND H S	10	General/ESL	Closed
002	GARLAND H S	09	General/ESL	Closed
003	S GARLAND H S	12	General/ESL	Open
003	S GARLAND H S	11	General/ESL	Open
003	S GARLAND H S	10	General/ESL	Open
003	S GARLAND H S	09	General/ESL	Open
004	N GARLAND H S	12	General/ESL	Closed
004	N GARLAND H S	11	General/ESL	Closed
004	N GARLAND H S	10	General/ESL	Closed
004	N GARLAND H S	09	General/ESL	Closed
005	LAKEVIEW CENTENNIAL H S	12	General/ESL	Open
005	LAKEVIEW CENTENNIAL H S	11	General/ESL	Open
005	LAKEVIEW CENTENNIAL H S	10	General/ESL	Open
005	LAKEVIEW CENTENNIAL H S	09	General/ESL	Open
008	NAAMAN FOREST H S	12	General/ESL	Open
008	NAAMAN FOREST H S	11	General/ESL	Open
008	NAAMAN FOREST H S	10	General/ESL	Closed
008	NAAMAN FOREST H S	09	General/ESL	Open
009	ROWLETT H S	12	General/ESL	Open
009	ROWLETT H S	11	General/ESL	Open
009	ROWLETT H S	10	General/ESL	Open
009	ROWLETT H S	09	General/ESL	Open
010	SACHSE H S	12	General/ESL	Closed
010	SACHSE H S	11	General/ESL	Closed
010	SACHSE H S	10	General/ESL	Closed
010	SACHSE H S	09	General/ESL	Closed
041	AUSTIN ACAD FOR EXCELL	08	General/ESL	Closed
041	AUSTIN ACAD FOR EXCELL	07	General/ESL	Open
041	AUSTIN ACAD FOR EXCELL	06	General/ESL	Closed
042	BUSSEY MIDDLE	08	General/ESL	Open
042	BUSSEY MIDDLE	07	General/ESL	Open
042	BUSSEY MIDDLE	06	General/ESL	Open
043	SAM HOUSTON MIDDLE	08	General/ESL	Open
043	SAM HOUSTON MIDDLE	07	General/ESL	Open
043	SAM HOUSTON MIDDLE	06	General/ESL	Open
045	JACKSON TECHNOLOGY CENTER	08	General/ESL	Closed
045	JACKSON TECHNOLOGY CENTER	07	General/ESL	Closed
045	JACKSON TECHNOLOGY CENTER	06	General/ESL	Closed
046	O'BANION MIDDLE	08	General/ESL	Open
046	O'BANION MIDDLE	07	General/ESL	Open

Bold type indicates the campus is above the ethnic band

Data as of December 9, 2022

**Open/Closed Status  
by Campus and Grade Level**

<b>School</b>	<b>School Name</b>	<b>Grade</b>	<b>Capacity Type</b>	<b>Status</b>
046	O'BANION MIDDLE	06	General/ESL	Open
047	CLASSICAL CENTER - BRANDENBURG	08	General/ESL	Closed
047	CLASSICAL CENTER - BRANDENBURG	07	General/ESL	Closed
047	CLASSICAL CENTER - BRANDENBURG	06	General/ESL	Closed
048	SELLERS MIDDLE	08	General/ESL	Open
048	SELLERS MIDDLE	07	General/ESL	Open
048	SELLERS MIDDLE	06	General/ESL	Open
049	WEBB MIDDLE	08	General/ESL	Open
049	WEBB MIDDLE	07	General/ESL	Open
049	WEBB MIDDLE	06	General/ESL	Open
050	COYLE MIDDLE	08	General/ESL	Open
051	LYLES MIDDLE	08	General/ESL	Open
052	B G HUDSON MIDDLE	08	General/ESL	Closed
052	B G HUDSON MIDDLE	07	General/ESL	Closed
052	B G HUDSON MIDDLE	06	General/ESL	Closed
054	VERNON SCHRADE MIDDLE	08	General/ESL	Open
054	VERNON SCHRADE MIDDLE	07	General/ESL	Open
054	VERNON SCHRADE MIDDLE	06	General/ESL	Open
056	COYLE TECHNOLOGY CENTER	07	General/ESL	Open
056	COYLE TECHNOLOGY CENTER	06	General/ESL	Open
057	LYLES COLLEGIATE INT	07	General/ESL	Open
057	LYLES COLLEGIATE INT	06	General/ESL	Open
101	BEAVER TECHNOLOGY CENTER	05	Bilingual	Open
101	BEAVER TECHNOLOGY CENTER	05	General/ESL	Open
101	BEAVER TECHNOLOGY CENTER	04	Bilingual	Closed
101	BEAVER TECHNOLOGY CENTER	04	General/ESL	Open
101	BEAVER TECHNOLOGY CENTER	03	Bilingual	Closed
101	BEAVER TECHNOLOGY CENTER	03	General/ESL	Open
101	BEAVER TECHNOLOGY CENTER	02	Bilingual	Closed
101	BEAVER TECHNOLOGY CENTER	02	General/ESL	Open
101	BEAVER TECHNOLOGY CENTER	01	Bilingual	Closed
101	BEAVER TECHNOLOGY CENTER	01	General/ESL	Closed
101	BEAVER TECHNOLOGY CENTER	KG	Bilingual	Open
101	BEAVER TECHNOLOGY CENTER	KG	General/ESL	Closed
102	BULLOCK EL	05	Bilingual	Open
102	BULLOCK EL	05	General/ESL	Open
102	BULLOCK EL	04	Bilingual	Open
102	BULLOCK EL	04	General/ESL	Open
102	BULLOCK EL	03	Bilingual	Open
102	BULLOCK EL	03	General/ESL	Open
102	BULLOCK EL	02	Bilingual	Open
102	BULLOCK EL	02	General/ESL	Open

Bold type indicates the campus is above the ethnic band

Data as of December 9, 2022

**Open/Closed Status  
by Campus and Grade Level**

<b>School</b>	<b>School Name</b>	<b>Grade</b>	<b>Capacity Type</b>	<b>Status</b>
102	BULLOCK EL	01	Bilingual	Closed
102	BULLOCK EL	01	General/ESL	Open
102	BULLOCK EL	KG	Bilingual	Closed
102	BULLOCK EL	KG	General/ESL	Open
102	BULLOCK EL	PK	Bilingual	Closed
102	BULLOCK EL	PK	General/ESL	Open
103	CALDWELL EL	05	Bilingual	Open
103	CALDWELL EL	05	General/ESL	Open
103	CALDWELL EL	04	Bilingual	Closed
103	CALDWELL EL	04	General/ESL	Open
103	CALDWELL EL	03	Bilingual	Open
103	CALDWELL EL	03	General/ESL	Open
103	CALDWELL EL	02	Bilingual	Open
103	CALDWELL EL	02	General/ESL	Open
103	CALDWELL EL	01	Bilingual	Closed
103	CALDWELL EL	01	General/ESL	Open
103	CALDWELL EL	KG	Bilingual	Closed
103	CALDWELL EL	KG	General/ESL	Open
103	CALDWELL EL	PK	Bilingual	Closed
103	CALDWELL EL	PK	General/ESL	Open
105	CENTERVILLE EL	05	Bilingual	Open
105	CENTERVILLE EL	05	General/ESL	Open
105	CENTERVILLE EL	04	Bilingual	Closed
105	CENTERVILLE EL	04	General/ESL	Open
105	CENTERVILLE EL	03	Bilingual	Open
105	CENTERVILLE EL	03	General/ESL	Open
105	CENTERVILLE EL	02	Bilingual	Open
105	CENTERVILLE EL	02	General/ESL	Open
105	CENTERVILLE EL	01	Bilingual	Closed
105	CENTERVILLE EL	01	General/ESL	Open
105	CENTERVILLE EL	KG	Bilingual	Open
105	CENTERVILLE EL	KG	General/ESL	Open
107	COOPER EL	05	Bilingual	Open
107	COOPER EL	05	General/ESL	Open
107	COOPER EL	04	Bilingual	Closed
107	COOPER EL	04	General/ESL	Open
107	COOPER EL	03	Bilingual	Closed
107	COOPER EL	03	General/ESL	Open
107	COOPER EL	02	Bilingual	Closed
107	COOPER EL	02	General/ESL	Open
107	COOPER EL	01	Bilingual	Closed
107	COOPER EL	01	General/ESL	Closed

Bold type indicates the campus is above the ethnic band

Data as of December 9, 2022

**Open/Closed Status  
by Campus and Grade Level**

<b>School</b>	<b>School Name</b>	<b>Grade</b>	<b>Capacity Type</b>	<b>Status</b>
107	COOPER EL	KG	Bilingual	Closed
107	COOPER EL	KG	General/ESL	Closed
107	COOPER EL	PK	General/ESL	Closed
108	DAUGHERTY EL	05	Bilingual	Open
108	DAUGHERTY EL	05	General/ESL	Open
108	DAUGHERTY EL	04	Bilingual	Closed
108	DAUGHERTY EL	04	General/ESL	Open
108	DAUGHERTY EL	03	Bilingual	Closed
108	DAUGHERTY EL	03	General/ESL	Closed
108	DAUGHERTY EL	02	Bilingual	Open
108	DAUGHERTY EL	02	General/ESL	Open
108	DAUGHERTY EL	01	Bilingual	Open
108	DAUGHERTY EL	01	General/ESL	Closed
108	DAUGHERTY EL	KG	Bilingual	Open
108	DAUGHERTY EL	KG	General/ESL	Closed
109	FREEMAN EL	05	Bilingual	Open
109	FREEMAN EL	05	General/ESL	Open
109	FREEMAN EL	04	Bilingual	Closed
109	FREEMAN EL	04	General/ESL	Open
109	FREEMAN EL	03	Bilingual	Open
109	FREEMAN EL	03	General/ESL	Open
109	FREEMAN EL	02	Bilingual	Open
109	FREEMAN EL	02	General/ESL	Closed
109	FREEMAN EL	01	Bilingual	Closed
109	FREEMAN EL	01	General/ESL	Open
109	FREEMAN EL	KG	Bilingual	Closed
109	FREEMAN EL	KG	General/ESL	Open
109	FREEMAN EL	PK	Bilingual	Closed
110	HANDLEY EL	05	Bilingual	Open
110	HANDLEY EL	05	General/ESL	Open
110	HANDLEY EL	04	Bilingual	Closed
110	HANDLEY EL	04	General/ESL	Open
110	HANDLEY EL	03	Bilingual	Open
110	HANDLEY EL	03	General/ESL	Open
111	KIMBERLIN ACAD FOR EXCEL	05	General/ESL	Open
111	KIMBERLIN ACAD FOR EXCEL	04	General/ESL	Closed
111	KIMBERLIN ACAD FOR EXCEL	03	General/ESL	Closed
111	KIMBERLIN ACAD FOR EXCEL	02	General/ESL	Closed
111	KIMBERLIN ACAD FOR EXCEL	01	General/ESL	Closed
111	KIMBERLIN ACAD FOR EXCEL	KG	General/ESL	Closed
112	PARK CREST EL	05	Bilingual	Open
112	PARK CREST EL	05	General/ESL	Open

Bold type indicates the campus is above the ethnic band

Data as of December 9, 2022

**Open/Closed Status  
by Campus and Grade Level**

<b>School</b>	<b>School Name</b>	<b>Grade</b>	<b>Capacity Type</b>	<b>Status</b>
112	PARK CREST EL	04	Bilingual	Open
112	PARK CREST EL	04	General/ESL	Closed
112	PARK CREST EL	03	Bilingual	Open
112	PARK CREST EL	03	General/ESL	Open
112	PARK CREST EL	02	Bilingual	Closed
112	PARK CREST EL	02	General/ESL	Open
112	PARK CREST EL	01	Bilingual	Closed
112	PARK CREST EL	01	General/ESL	Open
112	PARK CREST EL	KG	Bilingual	Closed
112	PARK CREST EL	KG	General/ESL	Open
112	PARK CREST EL	PK	Bilingual	Open
112	PARK CREST EL	PK	General/ESL	Open
113	SOUTHGATE EL	05	Bilingual	Open
113	SOUTHGATE EL	05	General/ESL	Open
113	SOUTHGATE EL	04	Bilingual	Open
113	SOUTHGATE EL	04	General/ESL	Open
113	SOUTHGATE EL	03	Bilingual	Closed
113	SOUTHGATE EL	03	General/ESL	Open
115	WATSON TECHNOLOGY CENTER	05	Bilingual	Open
115	WATSON TECHNOLOGY CENTER	05	General/ESL	Open
115	WATSON TECHNOLOGY CENTER	04	Bilingual	Closed
115	WATSON TECHNOLOGY CENTER	04	General/ESL	Open
115	WATSON TECHNOLOGY CENTER	03	Bilingual	Closed
115	WATSON TECHNOLOGY CENTER	03	General/ESL	Open
115	WATSON TECHNOLOGY CENTER	02	Bilingual	Closed
115	WATSON TECHNOLOGY CENTER	02	General/ESL	Open
115	WATSON TECHNOLOGY CENTER	01	Bilingual	Closed
115	WATSON TECHNOLOGY CENTER	01	General/ESL	Open
115	WATSON TECHNOLOGY CENTER	KG	Bilingual	Closed
115	WATSON TECHNOLOGY CENTER	KG	General/ESL	Closed
116	WEAVER EL	05	Bilingual	Open
116	WEAVER EL	05	General/ESL	Open
116	WEAVER EL	04	Bilingual	Open
116	WEAVER EL	04	General/ESL	Open
116	WEAVER EL	03	Bilingual	Closed
116	WEAVER EL	03	General/ESL	Closed
116	WEAVER EL	02	Bilingual	Open
116	WEAVER EL	02	General/ESL	Open
116	WEAVER EL	01	Bilingual	Closed
116	WEAVER EL	01	General/ESL	Open
116	WEAVER EL	KG	Bilingual	Open
116	WEAVER EL	KG	General/ESL	Open

Bold type indicates the campus is above the ethnic band

Data as of December 9, 2022

**Open/Closed Status  
by Campus and Grade Level**

<b>School</b>	<b>School Name</b>	<b>Grade</b>	<b>Capacity Type</b>	<b>Status</b>
116	WEAVER EL	PK	Bilingual	Closed
116	WEAVER EL	PK	General/ESL	Closed
117	WILLIAMS EL	05	Bilingual	Open
117	WILLIAMS EL	05	General/ESL	Open
117	WILLIAMS EL	04	Bilingual	Closed
117	WILLIAMS EL	04	General/ESL	Open
117	WILLIAMS EL	03	Bilingual	Closed
117	WILLIAMS EL	03	General/ESL	Open
117	WILLIAMS EL	02	Bilingual	Closed
117	WILLIAMS EL	02	General/ESL	Open
117	WILLIAMS EL	01	Bilingual	Closed
117	WILLIAMS EL	01	General/ESL	Open
117	WILLIAMS EL	KG	Bilingual	Open
117	WILLIAMS EL	KG	General/ESL	Open
119	BRADFIELD EL	05	Bilingual	Open
119	BRADFIELD EL	05	General/ESL	Open
119	BRADFIELD EL	04	Bilingual	Open
119	BRADFIELD EL	04	General/ESL	Open
119	BRADFIELD EL	03	Bilingual	Open
119	BRADFIELD EL	03	General/ESL	Closed
119	BRADFIELD EL	02	Bilingual	Open
119	BRADFIELD EL	02	General/ESL	Open
119	BRADFIELD EL	01	Bilingual	Closed
119	BRADFIELD EL	01	General/ESL	Open
119	BRADFIELD EL	KG	Bilingual	Open
119	BRADFIELD EL	KG	General/ESL	Open
119	BRADFIELD EL	PK	Bilingual	Open
120	SHOREHAVEN EL	05	Bilingual	Open
120	SHOREHAVEN EL	05	General/ESL	Open
120	SHOREHAVEN EL	04	Bilingual	Open
120	SHOREHAVEN EL	04	General/ESL	Open
120	SHOREHAVEN EL	03	Bilingual	Open
120	SHOREHAVEN EL	03	General/ESL	Closed
120	SHOREHAVEN EL	02	Bilingual	Closed
120	SHOREHAVEN EL	02	General/ESL	Open
120	SHOREHAVEN EL	01	Bilingual	Closed
120	SHOREHAVEN EL	01	General/ESL	Open
120	SHOREHAVEN EL	KG	Bilingual	Open
120	SHOREHAVEN EL	KG	General/ESL	Open
120	SHOREHAVEN EL	PK	Bilingual	Open
120	SHOREHAVEN EL	PK	General/ESL	Open
121	MONTCLAIR EL	05	Bilingual	Open

Bold type indicates the campus is above the ethnic band

Data as of December 9, 2022



**Open/Closed Status  
by Campus and Grade Level**

<b>School</b>	<b>School Name</b>	<b>Grade</b>	<b>Capacity Type</b>	<b>Status</b>
121	MONTCLAIR EL	05	General/ESL	Open
121	MONTCLAIR EL	04	Bilingual	Open
121	MONTCLAIR EL	04	General/ESL	Open
121	MONTCLAIR EL	03	Bilingual	Open
121	MONTCLAIR EL	03	General/ESL	Open
121	MONTCLAIR EL	02	Bilingual	Closed
121	MONTCLAIR EL	02	General/ESL	Open
121	MONTCLAIR EL	01	Bilingual	Open
121	MONTCLAIR EL	01	General/ESL	Closed
121	MONTCLAIR EL	KG	Bilingual	Closed
121	MONTCLAIR EL	KG	General/ESL	Open
121	MONTCLAIR EL	PK	Bilingual	Closed
121	MONTCLAIR EL	PK	General/ESL	Open
122	WALNUT GLEN ACAD FOR EXCEL	05	General/ESL	Open
122	WALNUT GLEN ACAD FOR EXCEL	04	General/ESL	Closed
122	WALNUT GLEN ACAD FOR EXCEL	03	General/ESL	Open
122	WALNUT GLEN ACAD FOR EXCEL	02	General/ESL	Closed
122	WALNUT GLEN ACAD FOR EXCEL	01	General/ESL	Open
122	WALNUT GLEN ACAD FOR EXCEL	KG	General/ESL	Closed
123	GOLDEN MEADOWS EL	05	Bilingual	Open
123	GOLDEN MEADOWS EL	05	General/ESL	Open
123	GOLDEN MEADOWS EL	04	Bilingual	Open
123	GOLDEN MEADOWS EL	04	General/ESL	Open
123	GOLDEN MEADOWS EL	03	Bilingual	Open
123	GOLDEN MEADOWS EL	03	General/ESL	Open
123	GOLDEN MEADOWS EL	02	Bilingual	Open
123	GOLDEN MEADOWS EL	02	General/ESL	Open
123	GOLDEN MEADOWS EL	01	Bilingual	Closed
123	GOLDEN MEADOWS EL	01	General/ESL	Open
123	GOLDEN MEADOWS EL	KG	Bilingual	Closed
123	GOLDEN MEADOWS EL	KG	General/ESL	Closed
123	GOLDEN MEADOWS EL	PK	Bilingual	Closed
123	GOLDEN MEADOWS EL	PK	General/ESL	Open
124	HEATHER GLEN EL	05	Bilingual	Open
124	HEATHER GLEN EL	05	General/ESL	Open
124	HEATHER GLEN EL	04	Bilingual	Closed
124	HEATHER GLEN EL	04	General/ESL	Open
124	HEATHER GLEN EL	03	Bilingual	Open
124	HEATHER GLEN EL	03	General/ESL	Open
124	HEATHER GLEN EL	02	Bilingual	Closed
124	HEATHER GLEN EL	02	General/ESL	Open
124	HEATHER GLEN EL	01	Bilingual	Closed

Bold type indicates the campus is above the ethnic band

Data as of December 9, 2022

**Open/Closed Status  
by Campus and Grade Level**

<b>School</b>	<b>School Name</b>	<b>Grade</b>	<b>Capacity Type</b>	<b>Status</b>
124	HEATHER GLEN EL	01	General/ESL	Closed
124	HEATHER GLEN EL	KG	Bilingual	Closed
124	HEATHER GLEN EL	KG	General/ESL	Closed
124	HEATHER GLEN EL	PK	Bilingual	Open
124	HEATHER GLEN EL	PK	General/ESL	Closed
125	HILLSIDE ACAD FOR EXCEL	05	General/ESL	Closed
125	HILLSIDE ACAD FOR EXCEL	04	General/ESL	Closed
125	HILLSIDE ACAD FOR EXCEL	03	General/ESL	Closed
125	HILLSIDE ACAD FOR EXCEL	02	General/ESL	Closed
125	HILLSIDE ACAD FOR EXCEL	01	General/ESL	Open
125	HILLSIDE ACAD FOR EXCEL	KG	General/ESL	Closed
126	DAVIS EL	05	Bilingual	Open
126	DAVIS EL	05	General/ESL	Open
126	DAVIS EL	04	Bilingual	Open
126	DAVIS EL	04	General/ESL	Open
126	DAVIS EL	03	Bilingual	Closed
126	DAVIS EL	03	General/ESL	Closed
126	DAVIS EL	02	Bilingual	Closed
126	DAVIS EL	02	General/ESL	Open
126	DAVIS EL	01	Bilingual	Closed
126	DAVIS EL	01	General/ESL	Open
126	DAVIS EL	KG	Bilingual	Closed
126	DAVIS EL	KG	General/ESL	Open
126	DAVIS EL	PK	Bilingual	Closed
126	DAVIS EL	PK	General/ESL	Open
127	ROACH EL	05	Bilingual	Open
127	ROACH EL	05	General/ESL	Open
127	ROACH EL	04	Bilingual	Closed
127	ROACH EL	04	General/ESL	Open
127	ROACH EL	03	Bilingual	Open
127	ROACH EL	03	General/ESL	Open
127	ROACH EL	02	Bilingual	Open
127	ROACH EL	02	General/ESL	Open
127	ROACH EL	01	Bilingual	Open
127	ROACH EL	01	General/ESL	Open
127	ROACH EL	KG	Bilingual	Closed
127	ROACH EL	KG	General/ESL	Open
127	ROACH EL	PK	Bilingual	Open
128	ETHRIDGE EL	05	Bilingual	Open
128	ETHRIDGE EL	05	General/ESL	Open
128	ETHRIDGE EL	04	Bilingual	Open
128	ETHRIDGE EL	04	General/ESL	Open

Bold type indicates the campus is above the ethnic band

Data as of December 9, 2022

**Open/Closed Status  
by Campus and Grade Level**

<b>School</b>	<b>School Name</b>	<b>Grade</b>	<b>Capacity Type</b>	<b>Status</b>
128	ETHRIDGE EL	03	Bilingual	Open
128	ETHRIDGE EL	03	General/ESL	Open
128	ETHRIDGE EL	02	Bilingual	Open
128	ETHRIDGE EL	02	General/ESL	Open
128	ETHRIDGE EL	01	Bilingual	Closed
128	ETHRIDGE EL	01	General/ESL	Open
128	ETHRIDGE EL	KG	Bilingual	Open
128	ETHRIDGE EL	KG	General/ESL	Open
129	CLASSICAL CENTER AT VIAL EL	05	General/ESL	Open
129	CLASSICAL CENTER AT VIAL EL	04	General/ESL	Open
129	CLASSICAL CENTER AT VIAL EL	03	General/ESL	Open
129	CLASSICAL CENTER AT VIAL EL	02	General/ESL	Open
129	CLASSICAL CENTER AT VIAL EL	01	General/ESL	Open
129	CLASSICAL CENTER AT VIAL EL	KG	General/ESL	Closed
132	CLUB HILL EL	05	Bilingual	Open
132	CLUB HILL EL	05	General/ESL	Open
132	CLUB HILL EL	04	Bilingual	Open
132	CLUB HILL EL	04	General/ESL	Open
132	CLUB HILL EL	03	Bilingual	Open
132	CLUB HILL EL	03	General/ESL	Closed
133	HICKMAN EL	05	General/ESL	Closed
133	HICKMAN EL	04	General/ESL	Open
133	HICKMAN EL	03	General/ESL	Closed
133	HICKMAN EL	02	General/ESL	Open
133	HICKMAN EL	01	General/ESL	Open
133	HICKMAN EL	KG	General/ESL	Open
133	HICKMAN EL	PK	General/ESL	Open
134	NORTHLAKE EL	05	Bilingual	Open
134	NORTHLAKE EL	05	General/ESL	Open
134	NORTHLAKE EL	04	Bilingual	Open
134	NORTHLAKE EL	04	General/ESL	Closed
134	NORTHLAKE EL	03	Bilingual	Closed
134	NORTHLAKE EL	03	General/ESL	Closed
134	NORTHLAKE EL	02	Bilingual	Closed
134	NORTHLAKE EL	02	General/ESL	Open
134	NORTHLAKE EL	01	Bilingual	Open
134	NORTHLAKE EL	01	General/ESL	Open
134	NORTHLAKE EL	KG	Bilingual	Open
134	NORTHLAKE EL	KG	General/ESL	Open
134	NORTHLAKE EL	PK	Bilingual	Closed
134	NORTHLAKE EL	PK	General/ESL	Closed
136	TOLER EL	05	Bilingual	Open

Bold type indicates the campus is above the ethnic band

Data as of December 9, 2022

**Open/Closed Status  
by Campus and Grade Level**

School	School Name	Grade	Capacity Type	Status
136	TOLER EL	05	General/ESL	Open
136	TOLER EL	04	Bilingual	Open
136	TOLER EL	04	General/ESL	Closed
136	TOLER EL	03	Bilingual	Open
136	TOLER EL	03	General/ESL	Open
136	TOLER EL	02	Bilingual	Open
136	TOLER EL	02	General/ESL	Open
136	TOLER EL	01	Bilingual	Open
136	TOLER EL	01	General/ESL	Open
136	TOLER EL	KG	Bilingual	Open
136	TOLER EL	KG	General/ESL	Open
136	TOLER EL	PK	Bilingual	Closed
136	TOLER EL	PK	General/ESL	Open
137	ROWLETT EL	05	Bilingual	Open
137	ROWLETT EL	05	General/ESL	Open
137	ROWLETT EL	04	Bilingual	Closed
137	ROWLETT EL	04	General/ESL	Open
137	ROWLETT EL	03	Bilingual	Open
137	ROWLETT EL	03	General/ESL	Open
137	ROWLETT EL	02	Bilingual	Closed
137	ROWLETT EL	02	General/ESL	Open
137	ROWLETT EL	01	Bilingual	Open
137	ROWLETT EL	01	General/ESL	Open
137	ROWLETT EL	KG	Bilingual	Closed
137	ROWLETT EL	KG	General/ESL	Open
137	ROWLETT EL	PK	General/ESL	Closed
138	SPRING CREEK EL	05	Bilingual	Open
138	SPRING CREEK EL	05	General/ESL	Open
138	SPRING CREEK EL	04	Bilingual	Closed
138	SPRING CREEK EL	04	General/ESL	Open
138	SPRING CREEK EL	03	Bilingual	Closed
138	SPRING CREEK EL	03	General/ESL	Open
138	SPRING CREEK EL	02	Bilingual	Open
138	SPRING CREEK EL	02	General/ESL	Open
138	SPRING CREEK EL	01	Bilingual	Closed
138	SPRING CREEK EL	01	General/ESL	Open
138	SPRING CREEK EL	KG	Bilingual	Open
138	SPRING CREEK EL	KG	General/ESL	Open
138	SPRING CREEK EL	PK	General/ESL	Open
<b>139</b>	<b>LUNA EL</b>	<b>04</b>	<b>General/ESL</b>	<b>Open</b>
<b>139</b>	<b>LUNA EL</b>	<b>03</b>	<b>General/ESL</b>	<b>Open</b>
<b>139</b>	<b>LUNA EL</b>	<b>02</b>	<b>General/ESL</b>	<b>Open</b>

Bold type indicates the campus is above the ethnic band

Data as of December 9, 2022

**Open/Closed Status  
by Campus and Grade Level**

<b>School</b>	<b>School Name</b>	<b>Grade</b>	<b>Capacity Type</b>	<b>Status</b>
<b>139</b>	<b>LUNA EL</b>	<b>01</b>	<b>General/ESL</b>	<b>Open</b>
<b>139</b>	<b>LUNA EL</b>	<b>KG</b>	<b>General/ESL</b>	<b>Closed</b>
<b>139</b>	<b>LUNA EL</b>	<b>PK</b>	<b>General/ESL</b>	<b>Closed</b>
140	BACK EL	05	Bilingual	Open
140	BACK EL	05	General/ESL	Open
140	BACK EL	04	Bilingual	Open
140	BACK EL	04	General/ESL	Open
140	BACK EL	03	Bilingual	Open
140	BACK EL	03	General/ESL	Open
140	BACK EL	02	Bilingual	Open
140	BACK EL	02	General/ESL	Open
140	BACK EL	01	Bilingual	Open
140	BACK EL	01	General/ESL	Closed
140	BACK EL	KG	Bilingual	Open
140	BACK EL	KG	General/ESL	Open
140	BACK EL	PK	General/ESL	Open
141	SHUGART EL	05	Bilingual	Open
141	SHUGART EL	05	General/ESL	Open
141	SHUGART EL	04	Bilingual	Closed
141	SHUGART EL	04	General/ESL	Open
141	SHUGART EL	03	Bilingual	Open
141	SHUGART EL	03	General/ESL	Open
141	SHUGART EL	02	Bilingual	Open
141	SHUGART EL	02	General/ESL	Open
141	SHUGART EL	01	Bilingual	Open
141	SHUGART EL	01	General/ESL	Open
141	SHUGART EL	KG	Bilingual	Open
141	SHUGART EL	KG	General/ESL	Open
141	SHUGART EL	PK	General/ESL	Closed
142	HERFURTH EL	04	General/ESL	Open
142	HERFURTH EL	03	General/ESL	Closed
142	HERFURTH EL	02	General/ESL	Open
142	HERFURTH EL	01	General/ESL	Open
142	HERFURTH EL	KG	General/ESL	Closed
143	ABBETT EL	05	Bilingual	Open
143	ABBETT EL	05	General/ESL	Open
143	ABBETT EL	04	Bilingual	Open
143	ABBETT EL	04	General/ESL	Open
143	ABBETT EL	03	Bilingual	Open
143	ABBETT EL	03	General/ESL	Open
143	ABBETT EL	02	Bilingual	Closed
143	ABBETT EL	02	General/ESL	Open

Bold type indicates the campus is above the ethnic band

Data as of December 9, 2022

**Open/Closed Status  
by Campus and Grade Level**

<b>School</b>	<b>School Name</b>	<b>Grade</b>	<b>Capacity Type</b>	<b>Status</b>
143	ABBETT EL	01	Bilingual	Open
143	ABBETT EL	01	General/ESL	Open
143	ABBETT EL	KG	Bilingual	Closed
143	ABBETT EL	KG	General/ESL	Open
143	ABBETT EL	PK	General/ESL	Closed
144	KEELEY EL	05	General/ESL	Open
144	KEELEY EL	04	General/ESL	Open
144	KEELEY EL	03	General/ESL	Open
144	KEELEY EL	02	General/ESL	Open
144	KEELEY EL	01	General/ESL	Open
144	KEELEY EL	KG	General/ESL	Open
144	KEELEY EL	PK	General/ESL	Closed
145	ROBERT B SEWELL EL	05	General/ESL	Open
145	ROBERT B SEWELL EL	04	General/ESL	Open
145	ROBERT B SEWELL EL	03	General/ESL	Open
145	ROBERT B SEWELL EL	02	General/ESL	Open
145	ROBERT B SEWELL EL	01	General/ESL	Open
145	ROBERT B SEWELL EL	KG	General/ESL	Open
145	ROBERT B SEWELL EL	PK	General/ESL	Open
146	KATHERINE STEPHENS EL	05	Bilingual	Open
146	KATHERINE STEPHENS EL	05	General/ESL	Open
146	KATHERINE STEPHENS EL	04	Bilingual	Open
146	KATHERINE STEPHENS EL	04	General/ESL	Open
146	KATHERINE STEPHENS EL	03	Bilingual	Open
146	KATHERINE STEPHENS EL	03	General/ESL	Open
146	KATHERINE STEPHENS EL	02	Bilingual	Open
146	KATHERINE STEPHENS EL	02	General/ESL	Open
146	KATHERINE STEPHENS EL	01	Bilingual	Open
146	KATHERINE STEPHENS EL	01	General/ESL	Open
146	KATHERINE STEPHENS EL	KG	Bilingual	Open
146	KATHERINE STEPHENS EL	KG	General/ESL	Open
146	KATHERINE STEPHENS EL	PK	Bilingual	Open
146	KATHERINE STEPHENS EL	PK	General/ESL	Closed
147	VERNAL LISTER EL	05	Bilingual	Open
147	VERNAL LISTER EL	05	General/ESL	Open
147	VERNAL LISTER EL	04	Bilingual	Open
147	VERNAL LISTER EL	04	General/ESL	Open
147	VERNAL LISTER EL	03	Bilingual	Open
147	VERNAL LISTER EL	03	General/ESL	Open
147	VERNAL LISTER EL	02	Bilingual	Open
147	VERNAL LISTER EL	02	General/ESL	Open
147	VERNAL LISTER EL	01	Bilingual	Open

Bold type indicates the campus is above the ethnic band

Data as of December 9, 2022

**Open/Closed Status  
by Campus and Grade Level**

School	School Name	Grade	Capacity Type	Status
147	VERNAL LISTER EL	01	General/ESL	Open
147	VERNAL LISTER EL	KG	Bilingual	Open
147	VERNAL LISTER EL	KG	General/ESL	Open
147	VERNAL LISTER EL	PK	General/ESL	Closed
148	NORMA DORSEY EL	05	Bilingual	Open
148	NORMA DORSEY EL	05	General/ESL	Open
148	NORMA DORSEY EL	04	Bilingual	Open
148	NORMA DORSEY EL	04	General/ESL	Open
148	NORMA DORSEY EL	03	Bilingual	Open
148	NORMA DORSEY EL	03	General/ESL	Closed
148	NORMA DORSEY EL	02	Bilingual	Open
148	NORMA DORSEY EL	02	General/ESL	Open
148	NORMA DORSEY EL	01	Bilingual	Open
148	NORMA DORSEY EL	01	General/ESL	Closed
148	NORMA DORSEY EL	KG	Bilingual	Open
148	NORMA DORSEY EL	KG	General/ESL	Open
148	NORMA DORSEY EL	PK	General/ESL	Closed
154	STEADHAM EL	05	Bilingual	Open
154	STEADHAM EL	05	General/ESL	Open
154	STEADHAM EL	04	Bilingual	Open
154	STEADHAM EL	04	General/ESL	Open
154	STEADHAM EL	03	Bilingual	Open
154	STEADHAM EL	03	General/ESL	Open
154	STEADHAM EL	02	Bilingual	Open
154	STEADHAM EL	02	General/ESL	Open
154	STEADHAM EL	01	Bilingual	Open
154	STEADHAM EL	01	General/ESL	Open
154	STEADHAM EL	KG	Bilingual	Open
154	STEADHAM EL	KG	General/ESL	Closed
154	STEADHAM EL	PK	General/ESL	Open
<b>155</b>	<b>JOHN W ARMSTRONG EL</b>	<b>05</b>	<b>General/ESL</b>	<b>Open</b>
<b>155</b>	<b>JOHN W ARMSTRONG EL</b>	<b>04</b>	<b>General/ESL</b>	<b>Open</b>
<b>155</b>	<b>JOHN W ARMSTRONG EL</b>	<b>03</b>	<b>General/ESL</b>	<b>Closed</b>
<b>155</b>	<b>JOHN W ARMSTRONG EL</b>	<b>02</b>	<b>General/ESL</b>	<b>Closed</b>
<b>155</b>	<b>JOHN W ARMSTRONG EL</b>	<b>01</b>	<b>General/ESL</b>	<b>Open</b>
<b>155</b>	<b>JOHN W ARMSTRONG EL</b>	<b>KG</b>	<b>General/ESL</b>	<b>Open</b>
156	NITA PEARSON EL	05	Bilingual	Open
156	NITA PEARSON EL	05	General/ESL	Open
156	NITA PEARSON EL	04	Bilingual	Open
156	NITA PEARSON EL	04	General/ESL	Open
156	NITA PEARSON EL	03	Bilingual	Open
156	NITA PEARSON EL	03	General/ESL	Open

Bold type indicates the campus is above the ethnic band

Data as of December 9, 2022



**Open/Closed Status  
by Campus and Grade Level**

<b>School</b>	<b>School Name</b>	<b>Grade</b>	<b>Capacity Type</b>	<b>Status</b>
156	NITA PEARSON EL	02	Bilingual	Open
156	NITA PEARSON EL	02	General/ESL	Open
156	NITA PEARSON EL	01	Bilingual	Open
156	NITA PEARSON EL	01	General/ESL	Open
156	NITA PEARSON EL	KG	Bilingual	Open
156	NITA PEARSON EL	KG	General/ESL	Open
156	NITA PEARSON EL	PK	General/ESL	Open
157	GLEN COUCH EL	05	Bilingual	Open
157	GLEN COUCH EL	05	General/ESL	Open
157	GLEN COUCH EL	04	Bilingual	Open
157	GLEN COUCH EL	04	General/ESL	Closed
157	GLEN COUCH EL	03	Bilingual	Open
157	GLEN COUCH EL	03	General/ESL	Open
158	LIBERTY GROVE EL	05	General/ESL	Open
158	LIBERTY GROVE EL	04	General/ESL	Open
158	LIBERTY GROVE EL	03	General/ESL	Open
158	LIBERTY GROVE EL	02	General/ESL	Open
158	LIBERTY GROVE EL	01	General/ESL	Open
158	LIBERTY GROVE EL	KG	General/ESL	Open
158	LIBERTY GROVE EL	PK	Bilingual	Open
158	LIBERTY GROVE EL	PK	General/ESL	Open
159	GEORGE WASHINGTON CARVER EL	05	Bilingual	Open
159	GEORGE WASHINGTON CARVER EL	05	General/ESL	Open
159	GEORGE WASHINGTON CARVER EL	04	Bilingual	Open
159	GEORGE WASHINGTON CARVER EL	04	General/ESL	Open
159	GEORGE WASHINGTON CARVER EL	03	Bilingual	Open
159	GEORGE WASHINGTON CARVER EL	03	General/ESL	Open
159	GEORGE WASHINGTON CARVER EL	02	Bilingual	Open
159	GEORGE WASHINGTON CARVER EL	02	General/ESL	Open
159	GEORGE WASHINGTON CARVER EL	01	Bilingual	Open
159	GEORGE WASHINGTON CARVER EL	01	General/ESL	Open
159	GEORGE WASHINGTON CARVER EL	KG	Bilingual	Open
159	GEORGE WASHINGTON CARVER EL	KG	General/ESL	Open
159	GEORGE WASHINGTON CARVER EL	PK	Bilingual	Closed
159	GEORGE WASHINGTON CARVER EL	PK	General/ESL	Open
161	HANDLEY STEM EL	02	Bilingual	Closed
161	HANDLEY STEM EL	02	General/ESL	Open
161	HANDLEY STEM EL	01	Bilingual	Open
161	HANDLEY STEM EL	01	General/ESL	Open
161	HANDLEY STEM EL	KG	Bilingual	Open
161	HANDLEY STEM EL	KG	General/ESL	Open
162	SOUTHGATE STEM EL	02	Bilingual	Closed

Bold type indicates the campus is above the ethnic band

Data as of December 9, 2022

**Open/Closed Status  
by Campus and Grade Level**

<b>School</b>	<b>School Name</b>	<b>Grade</b>	<b>Capacity Type</b>	<b>Status</b>
162	SOUTHGATE STEM EL	02	General/ESL	Open
162	SOUTHGATE STEM EL	01	Bilingual	Closed
162	SOUTHGATE STEM EL	01	General/ESL	Open
162	SOUTHGATE STEM EL	KG	Bilingual	Open
162	SOUTHGATE STEM EL	KG	General/ESL	Open
162	SOUTHGATE STEM EL	PK	Bilingual	Open
163	CLUB HILL STEM EL	02	Bilingual	Closed
163	CLUB HILL STEM EL	02	General/ESL	Closed
163	CLUB HILL STEM EL	01	Bilingual	Closed
163	CLUB HILL STEM EL	01	General/ESL	Open
163	CLUB HILL STEM EL	KG	Bilingual	Open
163	CLUB HILL STEM EL	KG	General/ESL	Closed
163	CLUB HILL STEM EL	PK	General/ESL	Closed
164	COUCH COLLEGIATE PREP EL	02	Bilingual	Open
164	COUCH COLLEGIATE PREP EL	02	General/ESL	Open
164	COUCH COLLEGIATE PREP EL	01	Bilingual	Open
164	COUCH COLLEGIATE PREP EL	01	General/ESL	Open
164	COUCH COLLEGIATE PREP EL	KG	Bilingual	Open
164	COUCH COLLEGIATE PREP EL	KG	General/ESL	Closed
164	COUCH COLLEGIATE PREP EL	PK	Bilingual	Open
164	COUCH COLLEGIATE PREP EL	PK	General/ESL	Closed
180	CISNEROS PRE-K CTR	PK	Bilingual	Closed
180	CISNEROS PRE-K CTR	PK	General/ESL	Open
181	PARSONS PRE-K CTR	PK	Bilingual	Open
181	PARSONS PRE-K CTR	PK	General/ESL	Open

Exhibit 3

Ethnic Bands for 2024-2025

2024-25 Choice of School Plan

**Date:** December 8, 2023

**To:** Dr. Ricardo López, Superintendent  
Garland Independent School District

**From:** Dr. Babetta Hemphill, Executive Director  
Student Services and School Choice

**Re:** December Kinkeade Report – Ethnicity Band

---

As of December 8, 2023, the percentage of White students in the Garland Independent School District is 13.41% of the total student population. In accordance with the agreed judgment of the district’s desegregation order, the ethnic band for the district’s schools is computed by adding and subtracting twenty percentage points to the district’s overall percentage of the Anglo student population.

As the district prepares to conduct the 2024-25 choice of school process, the student ethnic band will range from a “**minimum of 0.0% Anglo to a maximum of 33.41% White**”. The ethnic band will be used to determine each school’s compliance with racial balance mandates of the court order as it relates to enrollment for the 2024-25 school year.

The District’s White student population has declined 0.52% as compared to the ethnic percentages reported in last year’s calculations (13.93%).

# **Choice of School Implementation Manual**

## Table of Contents

ENROLLMENT OF STUDENTS	1
DOCUMENTATION	1
ENROLLMENT/CHOICE FORM	1
ADDRESS OF RECORD FOR ENROLLMENT	1
PROOF OF RESIDENCY DOCUMENTATION	2
AFFIDAVIT FOR PROOF OF RESIDENCY	2
RESIDENCY REQUIREMENT EXCEPTIONS	3
CONTRACT/LEASE FOR A RESIDENCY NOT YET READY FOR OCCUPANCY	3
UNDERCLASSMAN EXEMPTION TO RESIDENCY RULE	4
SENIOR YEAR EXCEPTION TO RESIDENCY RULE	4
AFFIDAVIT OF ELIGIBILITY OF ENROLLMENT OF MINOR STUDENT	4
LEGAL DOCUMENTS FOR STUDENT IDENTIFICATION	5
STUDENTS EIGHTEEN YEARS OLD AND OLDER	6
PROCEDURES FOR ENROLLMENT	6
IN-DISTRICT BOUNDARY LINES	7
OPEN ENROLLMENT (OUT-OF DISTRICT BOUNDARY LINE)	6
SUMMER ENROLLMENT OF STUDENTS	7
GRADE LEVEL DETERMINATION OF A STUDENT	7
HOMELESS CHILDREN	8
STUDENTS LIVING SEPARATE AND APART	9
ENROLLING NEW STUDENTS FROM DAEP PLACEMENTS	9
FOREIGN EXCHANGE STUDENTS	10
U.I.L. ELIGIBILITY	10
ACADEMIC VESTMENT RULE FOR ENROLLMENT	11
EMERGENT BILINGUAL ENROLLMENT	11
PRE-KINDERGARTEN THROUGH FIRST GRADE ENROLLMENT	12
BIRTH DOCUMENTS TO VALIDATE AGE	12
PRE-KINDERGARTEN ENROLLMENT	12
KINDERGARTEN ENROLLMENT	13
KINDERGARTEN ACCELERATION TO FIRST GRADE	13
FIRST GRADE ENROLLMENT	14
ENROLLMENT FOR THE NEXT SCHOOL YEAR	14
NEW ENROLLEES FOR NEXT YEAR	14
RECORDS FOR ENROLLMENT	15
IMMUNIZATION RECORDS	15
STUDENTS WITH AN IMMUNIZATION RECORD	17

STUDENTS WITHOUT AN IMMUNIZATION RECORD	157
ENROLLMENT OF NO-SHOW STUDENTS	18
GARLAND ISD CHOICE OF SCHOOL PROGRAM	18
Overview	18
WHO MUST PARTICIPATE IN THE CHOICE OF SCHOOL PROCESS	18
CHOICE OF SCHOOL CALENDAR	19
DESEGREGATION PLAN	19
AUSTIN ACADEMY	19
ETHNIC BANDS	19
ETHNIC DESIGNATION FOR STUDENTS	20
CHOICE WINDOW	21
CHOICE OF SCHOOL SELECTION	21
FORMS USED FOR CHOICE OF SCHOOL	21
SIGNATURE ON CHOICE FORMS	22
ADDRESS CHANGES ON THE CHOICE OF SCHOOL FORM	22
PARENTAL DISPUTE OF AUTHORITY TO CHOOSE SCHOOLS	22
ALTERING SUBMITTED CHOICES	23
CHOICE OF SCHOOL PROCEDURES	23
VIOLATIONS OF THE DESEGREGATION PLAN	23
DENIAL OF SCHOOL CHOICE SELECTION	23
SECOND & THIRD CHOICE SELECTIONS	24
ELEMENTARY CAPACITY LIMITS	25
BUILDING CAPACITY LIMITS FOR SECONDARY SCHOOLS	25
DESIGNATED ZONES	25
ESL PROGRAM AND SCHOOL OF CHOICE	26
DUAL LANGUAGE PROGRAM AND SCHOOL of CHOICE	26
SIBLING RULE	26
DISTRICT-ASSIGNED SCHOOL PLACEMENT FOR DISPLACED STUDENTS	28
FINE ARTS SHARED AND PROTECTED MIDDLE SCHOOLS CONCEPT	30
STUDENT RECRUITMENT/NO CONTACT RULE	29
ORGANIZATIONAL TRYOUTS	29
RETAINED FIFTH/EIGHTH GRADER'S CHOICES	30
PRESERVING CHOICE FOR WITHDRAWN OR TRANSFER STUDENTS	32
WITHDRAWING WITH INTENT TO ALTER CHOICE	30
WAIT LIST PROCEDURES	31



TRANSFERS WITHIN GARLAND ISD	32
TRANSFER REQUEST	32
ELIGIBILITY	32
TRANSFER PROCEDURES	32
ATHLETIC ELIGIBILITY AND TRANSFER OF SCHOOLS	33
TRANSFER REQUEST FOR PROGRAMMATIC REASONS	33
PUBLIC EDUCATION GRANTS	34
REPORTS FOR CHOICE OF SCHOOL	34
SPECIAL EDUCATION AND CHOICE OF SCHOOL	34
SPEECH-ONLY STUDENTS AND CHOICE	34
REGIONAL DAY SCHOOL PROGRAM FOR THE DEAF(RDSPD)	35
EARLY CHILDHOOD SPECIAL EDUCATION (ECSE)	35
SELF-CONTAINED SPECIAL EDUCATION PLACEMENT	36
MAGNET PROGRAMS	36
MAGNET SCHOOLS	36
TRANSPORTATION	41
BUS TRANSPORTATION	41
SEATING FOR DISPLACED BUS STUDENTS	42

# ENROLLMENT OF STUDENTS

## DOCUMENTATION

### Enrollment/Choice Form

All students enrolling into the district for the first time or re-enrolling after having withdrawn from the district will use Skyward's New Student Online Enrollment (NSOE) portal. Enrollment records and all attachments will be uploaded into the Skyward's New Student Online Enrollment (NSOE) application and stored in the online student record, Laserfiche Repository.

Current students that would like to attend a new campus for the upcoming school year will need to fill out a Choice of School form in Skyward Family Access. Current students that would like to continue at their current campus, do not need to complete a Choice of School form.

The Choice Form for new students will be part of the online enrollment process.

### ADDRESS OF RECORD FOR ENROLLMENT

Students enrolling in the Garland schools must either have a parent/legal guardian residing in the district or the student themselves must reside in the district. When the parent resides in the district, the address of record for enrollment purposes will be the parent's address. If the student resides with a **court-appointed guardian**, the guardian's address will become the address of record. When the student resides in the district and the parent/legal guardian does not, the person who is recognized as the student's custodian will have their address recorded as the address of record.

Parents/legal guardians who reside in the district **may not** place their child with another person in the district in order to have that person's address become the address of record for enrollment purposes. The parent/legal guardian's address shall remain the address of record for the student. An exception to this guideline is if the District is presented with a court order or documentation from an agency that has removed the child from the home, which places someone else in the district in control of the child.

In instances where a student has two parents in the district and the parents reside separate and apart, the student's address of record will be determined using the following guidelines (1) by any existing court order that determines one parent has authority to establish the student's residency, or (2) by the parent who has enrolled the child(ren) as long as the parent remains in the district, or (3) where the children reside.

## PROOF OF RESIDENCY DOCUMENTATION

The District shall verify at the time of admission whether the student and/or either a parent or legal guardian reside in the district. Documentation of the verification of residency must be placed in the student's cumulative record folder. The parent/guardian must provide at least one of the following items in their name to validate their residency:

1. A current contract (lease) for a dwelling in the district, or
2. A current utility bill (gas, water, or electricity) for an address in the district, or
3. A current mortgage payment document for a dwelling in the district (Settlement Statement), or
4. Written or verbal verification from an on-site property manager that a student or parent/guardian is residing at their complex

Sometimes a parent/guardian will reside in another person's place of residence and has none of the above mentioned documents in their name. In this case, the parent must provide the district with proof of residency for the homeowner/lessee. The parent and the homeowner/lessee must provide the district with a notarized statement affirming that the parent/guardian lives at this address. (See next section on Affidavit for Proof of Residency.)

For students seeking admission on dwellings not yet ready for occupancy, please see the section on "Contract/Lease for Residency Not Yet Ready for Occupancy" located on page 3 of this manual.

For families that are homeless, the district will work with the McKinney-Vento liaison for determination and then extend any admission rights allowed under the McKinney Homeless Act. Please see the section on Homeless Children located on page 8 and 9 of this manual.

## AFFIDAVIT FOR PROOF OF RESIDENCY

A Proof of Residency Form is the affidavit used when the parent/guardian resides at an address listed in another person's name. The residency document is used to help the district obtain affirmation from a parent/guardian regarding their place of residency within the Garland school district.

The District retains the right to revoke recognition of the residency affidavit whenever it is determined that the document no longer represents an accurate address for the parent/guardian or child(ren) or that admission to the district was gained under false pretense regarding the residency of either the parent/guardian or child(ren).

## RESIDENCY REQUIREMENT EXCEPTIONS

Policy FDA (Local) grants certain exceptions to students for complying with residency rules of the District. No non-resident student shall be granted admission to the district outside the allowable parameters of this policy.

Early admission of a non-resident student is allowable under policy FDA (Local).

GISD is an Open Enrollment district. See section: Open Enrollment (OUT-OF-DISTRICT BOUNDARY LINES) page 3.

## CONTRACT/LEASE FOR A RESIDENCY NOT YET READY FOR OCCUPANCY

The District's guidelines regarding non-resident student admission and attendance in the District are outlined in Board Policy FDA (LOCAL). The policy addresses the issue of non-resident parents requesting early admission or permission to make a next year school selection for their child(ren) based upon a contract/lease for a dwelling to be constructed or occupied within the Garland school district in the future.

District policy allows non-resident parents/legal guardians who can produce a contract/lease on a dwelling located within the GISD, which is not yet ready for occupancy, to make a choice of school selection and/or early admission into the Garland schools under the following conditions:

1. The contract or lease agreement is in the name of the parent/legal guardian of the student seeking admission to our district, AND the contract or lease agreement closing date/date of occupancy is specified in the contract or in a letter supplied by the builder/seller, AND the contract or lease agreement closing date/date of occupancy must fall either before the start of school or within the first grading cycle of the new school year in order for a non-resident student to make a next year choice selection using the contract.
2. Once school has started, the grading cycle in which the contract or lease agreement closing date/date of occupancy falls will be used to determine when the non-resident student will be allowed to begin attending school in the district. The first school day of the cycle in which the closing date/date of occupancy falls shall be the first day of eligibility for the child to enroll in district schools.

In circumstances where the above guidelines do not appear to apply, schools should contact the Department of Student Services before accepting a contract for early admission of a student or allowing a next year choice selection to be input into the system.

A parent/guardian who already resides in our district and wishes to have a different address recognized for school placement decisions must present to their child's school a contract or lease for the new address in order to have the new address recognized by the district. The documentation should contain the information listed in items one and two above in order to be used for the choice of school/transfer process.

Future addresses cannot be entered into the student database to override a current address. Therefore, schools will need to **alert the Executive Director of School Choice** when they are provided a contact/lease during the time of year when choice decisions are being made. When parents seek a change in school placement due to a new address, if the new address is not already in the student database, validation of the new address must be attached to any transfer request form received by the district.

### UNDERCLASSMAN EXEMPTION TO RESIDENCY RULE

An underclassman who begins the school year as a legal resident of the District and who becomes a non-resident student during the course of the semester shall be permitted to continue in attendance in the District's schools for the remainder of that semester before being withdrawn from school [**Refer to Board Policy FDA (Local)**]. See section: **Residency Requirement Exceptions page 3.**

### SENIOR YEAR EXCEPTION TO RESIDENCY RULE

A student who finishes the 11<sup>th</sup> grade year as a legal resident of the District and then becomes a non-resident student may complete their senior year in the District provided the student is projected to have a sufficient number of credits to graduate at the end of the school year. The adult student or guardian must submit form SP 1076. The Superintendent or his/her designee shall on a case-by-case basis review a student's eligibility regarding the credits needed for graduation.

A resident 11<sup>th</sup> grade student who becomes a non-resident student during the second semester of their junior year and is permitted to finish their junior year under the "underclassman policy" shall not be eligible to remain in the District for their senior year via the "senior year exception policy" [**Refer to Board Policy FDA (Local)**]. See section: **Residency Requirement Exceptions page 3.**

### AFFIDAVIT OF ELIGIBILITY OF ENROLLMENT OF MINOR STUDENT

The Affidavit of Eligibility for Enrollment of Minor Student is a district created document used to help the school system to identify a person that has accepted the custodial responsibility of providing the basic needs of a minor child, i.e., shelter, clothing, food, health care, etc. The document will be used to allow the custodial person to enroll the student in the Garland school district. Any other official government documents that provide sufficient information to allow the

District to conclude that a person has been awarded custodial control of a child whose parent does not reside in the district are acceptable in lieu of the Affidavit of Eligibility for Enrollment of Minor Student.

This local affidavit is not for use by parents/guardians who reside in the district and are allowing through their consent for their child to reside with someone else in the district. Please see the section on "Student Living Separate and Apart". This form should be used in limited circumstances when the parent does not reside in the metroplex or is incarcerated.

Upon written notice to the District, a parent/legal guardian may revoke the custodian's authority over the student. The person that accepts custodial responsibility for a student through the district affidavit may relinquish their role of responsibility for the student by providing the District with written notice. Please contact Student Services for guidance.

Any appeal to have the district's custodial affidavit honored shall be forwarded in writing to the Executive Director of Student Services and School Choice or his/her designee. When information exists to indicate the enrollment affidavit was presented to the district under false pretense, the District retains the right to revoke the recognition and authority of the named custodian and when necessary, withdraw the student from school. Also, the District retains the right to review the affidavit's status if the student's custodial relationship with the named individual changes.

## LEGAL DOCUMENTS FOR STUDENT IDENTIFICATION

It is required by state law and district policy that a student be enrolled under their legal name [**Refer to Board Policy FL (LOCAL)**].

If a child is enrolled under a name other than what appears in the identifying documents presented to the district, the district must notify the Texas Department of Protective Services at (800) 346-3243. The Texas Department of Protective Services should be made aware of the conflicting names of the child. If former educational records are not received within 30 days of a request, making a name comparison impossible, the district must notify the local or county police department for a determination of whether or not the child has been reported as missing [TEC 25.002(b)].

Failure to receive the identification information must not preclude the district from enrolling and serving the student. Any of the following documents are considered acceptable for proof of identification:

1. Birth Certificate,
2. Statement of the child's date of birth issued for school admission purposes by the division of the Texas Department of State Health Services responsible for vital statistics.
3. Driver's license,
4. Passport,

5. School ID card, records, or report card,
6. Military ID
7. Hospital birth records,
8. Adoption records,
9. Church baptismal record, or
10. Other legal documents that establish identity.

School personnel shall make a copy of the document used to declare the student's legal name and store it in the online student record, Laserfiche Repository.

In cases where a parent or guardian is enrolling a student under the age of 11 without any identifying document, the school is required to notify the person enrolling the student that not later than the 30<sup>th</sup> day after enrollment, or the 90<sup>th</sup> day if the child was not born in the United States, the person must provide (1) a certified copy of the child's certificate or (2) other reliable proof of the child's identity and age with a signed statement explaining the inability to produce a copy of the birth certificate.

If the person enrolling the child does not provide valid, identifying, prior school information, or the required documentation, the school shall notify the local police or sheriff department or call the Texas Department of Protective Services' toll-free number at 1-800-346-3243 before the 31<sup>st</sup> day after the person fails to comply.

## **STUDENTS EIGHTEEN YEARS OLD AND OLDER**

When a student turns 18, they are no longer considered a minor. The parent/guardian of an 18-year-old student maintains rights as long as the student remains a dependent of the parent/guardian. An 18-year-old student has the following rights:

1. To establish their own place of residence. (Will still need to provide proper documentation of where they live.)
2. To control the release of their school records. (If the student remains a dependent of the parent, the parent can access the records.)
3. To sign enrollment papers and Choice of School forms.

## **PROCEDURES FOR ENROLLMENT**

### **IN-DISTRICT BOUNDARY LINES**



The Garland Independent School District has district boundaries that define the geographic territory from which it will enroll students. The northern boundary is the Dallas/Collin County lines. The eastern boundary is the Dallas/Rockwall County lines. To the west and south, the boundary lines are less obvious and are marked by streets and Duck Creek. Anyone wishing to view the district's boundary lines may contact Student Services for boundary information.

Any person whose property is bisected by the District boundary line, but the house is entirely out of the District will not have their school-age children eligible to attend GISD schools. Persons whose property and house are bisected by the District boundary line shall have their children eligible to attend district schools. As well, any person whose property is bisected by the District boundary line and the house is totally in the district shall have their children eligible to attend Garland schools.

## OPEN ENROLLMENT (OUT-OF-DISTRICT BOUNDARY LINES)

To participate in our Open Enrollment program, students must apply during the appropriate application window and provide documentation that they meet the eligibility criteria. Applications are required as open campuses and available seats are limited. Note: The GISD Board of Trustees reserves the right to discontinue the Open Enrollment program at the end of any school year. The Texas Education Code requires that parents re-apply for the program each school year (see [Garland ISD Board Policy FDA \(LOCAL\)](#)).

## SUMMER ENROLLMENT OF STUDENTS

While schools are closed for summer vacation, Student Services will continue enrollment of students. When schools resume their work schedule and have the appropriate staff available to enter enrollment data, the Student Services Department will cease to register students. Student Services will issue a "calendar" identifying the specific dates that registration will begin and end at the central office location and be returned to the campus.

Campus data clerks will need to complete the entry of any remaining student enrollment data, which Student Services is unable to enter into the system. Data Clerks need to check for New Student Online Enrollments assigned to their campus entity and/or assigned to their account (name).

## GRADE LEVEL DETERMINATION OF A STUDENT

Records and transcripts of students coming from outside the district shall be evaluated and students shall be placed promptly in appropriate classes. The District may use a wide variety of methods to verify the content of courses for which a transfer student has earned credit. Students who enter the district without benefit of any educational records shall have their grade level placement



determined by their campus principal pending review of the student's circumstances.

Students coming from **accredited** school settings shall provide evidence of prior schooling. In cases where there is insufficient information available to determine grade level, the student will initially be placed at the grade level reached elsewhere, pending observation by the teacher, counselor, and principal. With input from the GPC Committee and Area Director approval, the principal shall determine the final grade placement of elementary and middle school students on the basis of observation results and results of tests that may be administered.

Students that enter the District from **non-accredited** settings or without educational records shall be placed initially at the age appropriate grade level pending observations, scores on achievement tests, recommendations of sending schools, prior academic records, the chronological age of the student, assessment of social and emotional development, and other criteria deemed appropriate by the principal. The principal shall determine the final grade placement of elementary and middle school students on the basis of observation results and results of tests that may be administered, with input from the GPC Committee and Area Director approval. The District shall validate high school grade placement based on the number of course credits received that meet State Board requirements and standards or by testing.

High school students coming from outside the country that enroll through the district's Student Services Enrollment Center will be initially classified as 9<sup>th</sup> graders. Once the student arrives on the campus, school staff will review transcripts and conduct an academic evaluation as to whether a higher classification is warranted.

## HOMELESS CHILDREN

The McKinney-Vento Act requires states to assure homeless children access to a free and appropriate public education. Section 103(a)(1)(2) of the McKinney-Vento Homeless Assistance Act defines a homeless individual as one that lives:

1. in a shelter (family shelter, domestic violence shelter, youth shelter, or transitional living program);
2. in a motel, hotel, or weekly-rate housing;
3. in a house or an apartment with more than one family because of economic hardship or loss;
4. in an abandoned building or a car, at a campground, or on the street;
5. in substandard housing (no electricity, no water, and/or no heat); or
6. with friends or family as a runaway or unaccompanied youth.

Per the Texas Education Code, a student who is homeless, as defined by the McKinney-Vento Homeless Assistance Act, is entitled to enroll in any school district in the state without regard to the student's residence. The student must be allowed to attend either the student's "school of origin" or the school serving the attendance area where he or she is now located. The district may or may not be

required to provide transportation depending on attendance zones and/or school of origin.

Families suspected of homelessness should fill out a Student Residency Questionnaire (SRQ). All SRQs are reviewed and verified by the District Homeless Liaison.

## STUDENTS LIVING SEPARATE AND APART

Section 25.001(b)(4) of the Texas Education Code allows a minor student **“living separate and apart”** from their parent or legal guardian to enroll in school. When enrolling students that live separate and apart from their parents, schools should know whether or not:

1. The parent or legal guardian of the student is residing in the Garland ISD,
2. The student has engaged in conduct that resulted in removal to a DAEP or expulsion within the preceding year, and/or
3. The student engaged in delinquent conduct or “conduct in need of supervision” and is on probation or conditional release for that conduct, and/or
4. The student has been convicted of a criminal offense and is on probation or conditional release.

For items two through four, the student must have a parent/legal guardian residing in the school district, or the District is not required to accept the student’s admission application. However, the above exceptions cannot be used to prevent homeless students from being enrolled in the district.

If the parent lives in the District, they will continue to be documented by the District as the person legally responsible for the student. While the district recognizes the right of a parent/guardian to decide with whom their child may stay, the District will not use the other person’s address as a means to make school placement decisions.

When a student comes to the District to live separate and apart from their parent or guardian who does not live in the district, schools must secure documentation of the person’s agreement to serve in a custodial role for the student. The Affidavit of Eligibility for Enrollment of Minor Student, which is used to document a person’s custodial relationship with a student when the parent does not reside in the district. Please see the section on “The Affidavit of Eligibility for Enrollment of Minor Student” located on page 4. Additionally, non-parent guardians must complete the Student Residency Questionnaire (SRQ). The SRQ will be verified by the district’s Homeless Liaison. Student Services should be contacted for guidance in these cases.

## ENROLLING NEW STUDENTS FROM DAEP PLACEMENTS

When the parent of a student who was placed in a disciplinary alternative education program in another district attempts to enroll the student in the GISD before the expiration of that DAEP placement, the District may continue the DAEP placement or allow the student to attend regular classes without completing the period of placement.

If a parent of a student who has been expelled from another district enrolls the student in Garland schools, the expelling district shall provide to GISD a copy of the expulsion order and the referral to the authorized officer of the juvenile court. The District may continue the expulsion, place the student in the local DAEP, or allow the student to attend regular classes. The campus shall conduct an investigation and hearing to determine if the DAEP or JJAEP continuation will be upheld.

## FOREIGN EXCHANGE STUDENTS

Foreign exchange students must be under the sponsorship of a nationally recognized foreign exchange program and reside with a host family, which resides in the district. No high school shall enroll more than 5 foreign exchange students each school year. Enrollment is based on the host family's address. If the host family resides in the neighborhood or transportation area of the school the student may attend. If the host family does not reside in the neighborhood or transportation area of the school they wish for the student to attend, they are subject to building capacity limits. When denied enrollment because of capacity limits, the student and their sponsor may seek another high school within the district that has not exceeded its capacity for enrollment at that grade level.

Foreign exchange students are eligible to receive ESL services if there is a language other than English on the Home Language Survey (HLS). Language testing and a Language Proficiency Assessment Committee (LPAC) meeting must be completed for all foreign exchange students with a HLS other than English. All Foreign Exchange inquiries should be directed to the Executive Director of Student Services.

## U.I.L. ELIGIBILITY

When a new enrollee and their parent/guardian live outside the Garland district, but the student is permitted early admission under district policy, the student shall not be eligible for participation in varsity U.I.L. activities until the family actually moves into the District. Should the move occur after school begins, a 15-day waiting period is required before the student can participate in a varsity U.I.L. sanctioned event.

Students who have the option to attend more than one high school in a district, rather than being assigned to a school according to attendance zones, are eligible at the school they first select.

Once a student has selected and attended a GISD high school, if that student enrolls in any other GISD high school, that student will not be eligible for varsity athletic competition for one calendar year from the date of enrollment in the new high school.

A student who has an option to attend more than one high school within a school district, rather than being assigned to a school according to attendance zones, is eligible at the school first selected if he/she transfers at the first opportunity. If a student subsequently transfers to another school, the student is not eligible for varsity athletic competition until he/she has been in and regularly attended that school for at least the previous calendar year.

Information concerning athletic eligibility may be obtained by calling the Athletic Department, at 972-494-8588.

## **ACADEMIC VESTMENT RULE FOR ENROLLMENT**

Secondary students that leave the district and later return may request admission to their previously attended school under the academic vestment rule. To determine if a student would qualify for review of their admission under the rule, the student would have received grades/credit at the previous school and would not have attended another GISD school since leaving the previous school. Though not an exclusive list, the following factors would be considered in admitting a student to a school under the academic vestment rule.

1. The degree to which the school is over-enrolled.
2. The length of time that has passed since the student previously attended the school.
3. The number of credits/courses completed at the previous school.
4. The length of time that the student attended the previous school.
5. The grade level of the student.
6. The time of the school year the request is made to the district.

## **EMERGENT BILINGUAL ENROLLMENT**

Any student enrolling in GISD must complete the Home Language Survey (HLS) in the New Student Online Enrollment (NSOE). If the HLS indicates a language other than English is spoken in the home, the student will complete an English language proficiency test at Student Services to determine the most appropriate educational program for the student. Programming options include general education, English as a Second Language (ESL), or Dual Language. Once Student Services completes the initial testing, Language Test Advisors will provide parents with test scores, programming options, and available campuses. When a determination of school placement is reached, the family will be given a start date.

# **PRE-KINDERGARTEN THROUGH FIRST GRADE ENROLLMENT**

## **BIRTH DOCUMENTS TO VALIDATE AGE**

Students entering Pre-kindergarten, kindergarten, and First grade, must meet age requirements established under the Texas Education Code. Documents considered acceptable for proof of age are listed below.

1. Birth Certificate
2. Hospital birth record
3. Church baptismal records
4. Adoption records
5. Passport
6. National Vaccination Card

School personnel shall make a copy of the birth document used to validate a child's age and store it in the online student record, Laserfiche Repository.

## **PRE-KINDERGARTEN ENROLLMENT**

Pre-kindergarten is a four-year-old student program available to those students who qualify to attend due to one of the following factors:

- The student is educationally disadvantaged and meets eligibility for SNAP, Medicaid, TANF, and has an EDG number and/or participates in the Free or Reduced-Price Lunch Program based on income
- The student is homeless
- The student has limited proficiency of the English language
- The student is the child of an active duty member of the armed forces
- The student is a child of a member of the armed forces who was injured or killed while serving on active duty
- Student is currently or was previously under the care of DFPS (Department of Family and Protective Services)
- The student is a child of a guardian who is eligible for the Star of Texas Award

The Pre-Kindergarten program is offered in selected elementary campuses throughout our district. The program is offered either in Gen Ed, ESL or Dual Language. All Pre-kindergarten students with a Home Language other than English as indicated on the Home Language Survey will complete language testing at Student Services to determine Pre-K eligibility on the basis Emergent Bilingual identification. Students who have indicated a home language of only English will need to meet one of the Pre-K eligibility requirements to enroll. When the allocated Pre-K seats at a school are filled, the district will maintain a waiting list for students who qualify. When full, the school shall help direct parents to schools that have openings for immediate enrollment.

When enrolling a student for Pre-kindergarten that qualifies to attend based on being educationally disadvantaged, parents must complete the Pre-Kindergarten Application and the Pre-Kindergarten Income Eligibility. Current proof of income (dated after April 1) must be provided by the guardians and verified with the Income Guidelines to determine educationally disadvantaged eligibility.

Pre-K enrollment is excluded from the established ethnic compliance requirements of our federal desegregation plan. Schools closed to minority enrollment can continue to enroll minority Pre-K students.

## KINDERGARTEN ENROLLMENT

Once residency requirements in GISD are met, students that will be five (5) years old on or before September 1 of the coming school year, may be allowed to enroll and select a school beginning with the opening of the Choice of School window. A Choice of School form will be completed during the New Student Online Enrollment (NSOE). For current Pre-K or EC students in GISD, a Choice of School form will need to be completed in Skyward Family Access to indicate their next year school selections.

## KINDERGARTEN ACCELERATION TO FIRST GRADE

Kindergarten Acceleration application process will occur annually from January 1 to August 1. The student who wishes to accelerate (skip) kindergarten must be at least 5 years of age on or before September 1 of the kindergarten year, be a current resident of the Garland ISD, and must be currently enrolled in the district (have completed school enrollment for the upcoming school year). The student's parent or guardian must initiate the request for Kindergarten Acceleration by completing the "Request for Kindergarten Acceleration" packet from the Office of Gifted/Talented Education on or before August 1<sup>st</sup>.

The district Kindergarten Acceleration Review Committee will determine if acceleration is recommended. Placement may occur based on this decision. The decision of the Kindergarten Acceleration Review Committee is final. Parents and principals of schools involved will receive a copy of the placement decision within three weeks of the application deadline.

Listed below are the Garland ISD Kindergarten Acceleration Regulations:

1. To qualify for Kindergarten Acceleration, a child must score at the 90% percentile on assessments.
2. Kindergarten Acceleration placement will place the child in a regular first grade classroom. The Garland ISD transportation guidelines will remain the same for the Kindergarten Acceleration process.
3. The Kindergarten Acceleration placement will be a binding contract for one school year.\*

4. A student is eligible for acceleration only during designated testing periods and will not be placed in grade one after the first semester of the current school year.

\*Exceptions will follow the Garland ISD district transfer policy (contingent on space in gifted Kindergarten program) and will be considered on an individual basis.

## FIRST GRADE ENROLLMENT

Students that will be six (6) years of age on or before September 1 of the coming school year, and who reside within district boundaries, will be permitted to enroll during and after the Choice of School window to select a school for the fall term. A Choice of School form will be completed during the New Student Online Enrollment (NSOE). Current year GISD Kindergarten students who will be next year first grade students will complete a Choice of School form in Skyward Family Access to indicate their next year's school selections. First grade is mandatory under the State of Texas compulsory education laws.

## **ENROLLMENT FOR THE NEXT SCHOOL YEAR**

### NEW ENROLLEES FOR NEXT YEAR

With the start of the District's Choice Window, campuses will be contacted by parents seeking next-year enrollment of their child(ren) into Garland ISD schools. All campuses may help enroll students for the next school year during the Choice of School period. **Proof of residency must be established before a child is allowed to enroll. If the parent or legal guardian is not a resident of the district, any custodial issues must be addressed before enrollment is conducted.** Students under age 18 must be accompanied by the parent or guardian. For certain grade levels, verification of age may be necessary before enrollment.

Enrollment should not be denied nor freedom of choice hampered because of the absence of any other records during the pre-registration process. Please see the following section on "Records for Pre-registration". Parents should be encouraged to produce all needed records to complete their child's record file.

When schools are contacted by parents regarding enrollment for next year, staff should give encouragement to complete the New Student Online Enrollment (NSOE) process as soon as possible. Parents should know that the later the enrollment is completed the more limited school selection will be.

After the Choice of School window, The Executive Director of Student Services will identify any secondary campuses that will be restricted to neighborhood or bus route enrollment only (closed to outside enrollment) due to capacity allowances.



## RECORDS FOR ENROLLMENT

Because some records are not needed until the start of school, enrollment can be conducted without presentation of some student records. Records that must be provided to the district to conduct enrollment are:

- A birth record for enrollment in early education, prekindergarten, kindergarten, and first grade because of mandated age requirements for eligibility to attend school.
- A proof of residency document to validate residency within the district for the parents/guardians when enrolling a student in the GISD.
- The “Affidavit Of Eligibility For Enrollment of a Minor Student” (**See Forms Section**) for a person not listed on the birth certificate of a child when they attempt to enroll the student.

The opportunity to participate in enrollment should not be denied because of a failure to provide academic or health documents. The student will be tentatively enrolled in accordance with the guidelines of the Garland Independent School District and the Choice of School plan and given sufficient opportunity prior to the first day of school to supply the district with academic and health documents. Please see the following section on “Immunization Records”.

## IMMUNIZATION RECORDS

### **Enrollment:**

Students wishing to participate in the enrollment process to select a school for the fall semester shall not be denied this opportunity based on the absence of any health record. Provisional admission to students without full immunization shall be in accordance with the provisions of Educational Code 38.001. It is recommended that immunization records be provided to verify student is current with immunizations to avoid missing school.

### **First Day of School:**

Students that have not updated their immunization records will not have their school choice reserved beyond the opening day of school.

### **Beginning of New School Year:**

When a child is attending classes and a stated deadline to update the child's immunization record has gone unheeded by the parent/guardian, the district shall follow district policies to exclude the student from attending classes until immunization compliance is documented. All absences associated with delinquent immunizations are considered unexcused. **These students are not to be withdrawn from school.** Schools shall apply the compulsory laws of Texas regarding school attendance to the parent/student. Also, the 90% attendance rule regarding course credit would apply to the absences associated with delinquent immunization. Schools may extend lawful grace periods of up to 30 days to students that are coming from other educational institutions in Texas and are



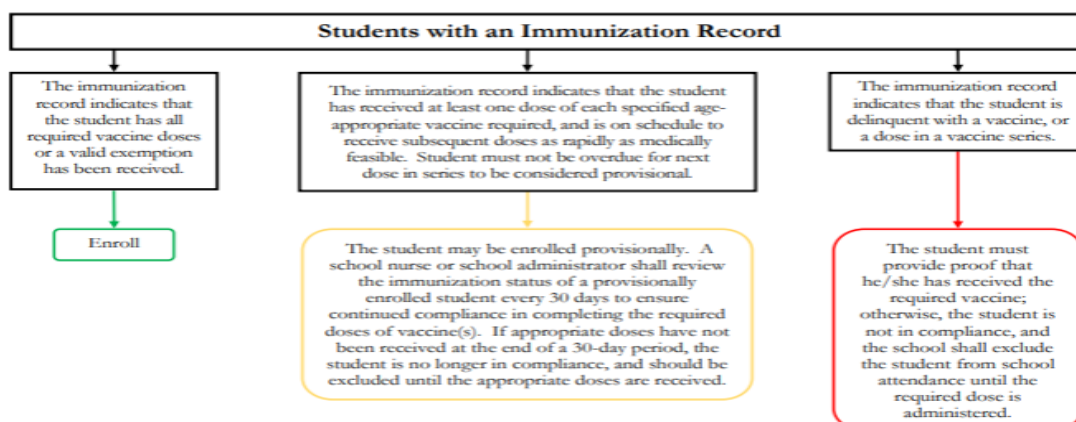
having their records transferred to our district. Students enrolling from out of state or out of country with delinquent or missing immunization records may not enroll at a campus.

Please refer to the following flow chart for guidelines on provisional enrollment. Exceptions apply for students who are protected under McKinney-Vento and Foster Care.

**Texas Department of State Health Services, Immunization Unit  
Provisional Enrollment for Students (Non-Higher Education; Non-Veterinary Students)**

The following charts are intended to aid school nurses, office staff, private practitioners and the general public in understanding the eligibility of students enrolling in Texas schools in accordance with Title 25, Rules §97.66 and §97.69 of the Texas Administrative Code. Please consult §97.65 and §97.68 of the Texas Administrative Code for guidance on verification of immunity/history of illness and acceptable evidence of vaccination(s).

**NOTE:** This resource does not apply to child-care facilities. Please refer to §97.66 for provisional enrollment criteria that apply to child-care facilities.



For more information, please contact the Immunization Unit at (800) 252-9152 or visit <https://www.dshs.texas.gov/immunize/>.

Texas Department of State Health Services  
Immunization Unit



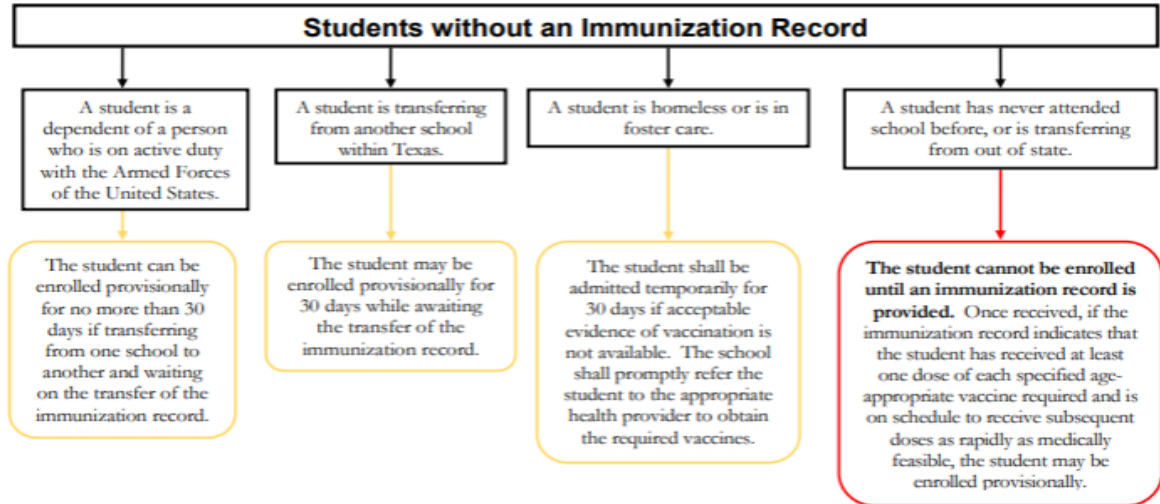
Texas Department of State Health Services

Stock No. E11-13255  
Rev. 02/2018

**Texas Department of State Health Services, Immunization Unit**  
**Provisional Enrollment for Students (Non-Higher Education; Non-Veterinary Students)**

The following charts are intended to aid school nurses, office staff, private practitioners and the general public in understanding the eligibility of students enrolling in Texas schools in accordance with Title 25, Rules §97.66 and §97.69 of the Texas Administrative Code. Please consult §97.65 and §97.68 of the Texas Administrative Code for guidance on verification of immunity/history of illness and acceptable evidence of vaccination(s).

**NOTE:** This resource does not apply to child-care facilities. Please refer to §97.66 for provisional enrollment criteria that apply to child-care facilities.



For more information, please contact the Immunization Unit at (800) 252-9152 or visit <https://www.dshs.texas.gov/immunize/>.

Texas Department of State Health Services  
 Immunization Unit



Stock No. E11-13255  
 Rev. 02/2018

**Provisional Enrollment for the Next School Year**

- Students enrolling during Choice of School period or over the summer for the summer for the next school year may enroll without proof of immunizations.
- Proof of Immunizations must be shown before the first day of school in order for the student to attend class.

Source: Title 25 Health Services, §97.71 (Provisional Enrollment) of the Texas Administrative Code.

## ENROLLMENT OF NO-SHOW STUDENTS

No-show students are those that fail to attend school on the first day of the new school year. Elementary students who fail to notify their principal that they will not be in attendance on the first day of school will not have their seats reserved.

The admission of a no-show student shall not cause the school to exceed the state established capacity. In addition, court-ordered ethnicity ratios of the desegregation order shall remain balanced.

Secondary students who are enrolled for a school and are a no-show will be allowed late entry into their school of choice under the following circumstances:

- The student lives in the school's walk-zone or designated bus route
- The school is not overcrowded in the student's grade level

Secondary students who enroll after the completion of the first six weeks cycle of the school year will have their admission status to the school reviewed for conflict with overcrowding and ethnic balance mandates for the school to which they wish to attend. Factors such as the sibling rule, academic vestment and special program eligibility will be considered in the district's enrollment decision.

# GARLAND ISD CHOICE OF SCHOOL PROGRAM

## **Overview**

### WHO MUST PARTICIPATE IN THE CHOICE OF SCHOOL PROCESS

- Any new student to GISD
- Any student entering the 6th grade
- Any student entering the 9th grade
- Pre-Kindergarten students entering Kindergarten
- Any student wanting to change their school for the upcoming school year
- Any student who has had a change of address, that has been verified by adequate proof of residency and wishes to enter a choice

## CHOICE OF SCHOOL CALENDAR

Every fall the Executive Director of Student Services and School Choice develops a Choice of School Calendar of Events. The calendar outlines the dates in which Choice of School activity will take place. The calendar is submitted to the Board of Trustees for approval and then distributed throughout the district.

## DESEGREGATION PLAN

The Garland Public Schools operate under a Choice of School Plan for desegregation adopted in 1970 (Civil Court Order No. 3-4100-C) and amended in 1987 (Civil Court Order No. 3-4100-R). Under the agreed judgment, an annual pre-enrollment process is conducted in the spring semester for students to choose the school they wish to attend for the next school year. Schools must comply with established court-ordered ethnic ratios designed to desegregate the district's schools. The Executive Director of Student Services and School Choice monitors the district's compliance with established ethnic bands.

## AUSTIN ACADEMY

Austin Academy maintains a neighborhood seat count of 85 seats per grade level per the court mandate. Students must live in the area designated by the court to be eligible for these non-magnet seats. A student that is awarded a non-magnet seat and then moves out of the court mandated area, must transfer to another Garland ISD school within seven days.

## ETHNIC BANDS

The Executive Director of School Choice monitors the district-wide percentage of the "Anglo" student population. Under the desegregation plan, no school in the District shall have an Anglo student population that is more than twenty percentage points above or below the percentage of the Anglo student population in the District as a whole. This formula establishes an **ethnic band** that is applied to all schools in the district.

When schools fall out of compliance with the band, the Executive Director of Student Services will implement enrollment restrictions in an effort to re-establish compliance with the ethnic balance mandate. Depending upon which way the school is out of compliance; either the Anglo or minority enrollment for a school could be curtailed during the time that the school is not in compliance with the ethnic band. A waiting list will be kept at the school to recall students that are denied initial entrance to a school which is experiencing ethnic restriction in its

enrollment. **Pre-Kindergarten enrollment is excluded from the ethnic band calculation.**

## **ETHNIC DESIGNATION FOR STUDENTS**

The Garland school district is under a federal desegregation plan requiring ethnic balance among its campuses. The District must issue quarterly reports to the federal judge who oversees the District's compliance with the agreed judgment. Certain portions of the reporting have to do with analyzing our student data by ethnicity. Upon entering the Garland schools, every student must have their ethnicity recorded into the district's student data files. The official district form for recording the ethnic designation of a student is completed in the New Student Online Enrollment (NSOE).

New student enrollees that have had their ethnicity determined in another Texas public school district and the ethnic designation has been entered in the state's PEIMS information system will have the previous ethnic designation recorded into the Garland district's official records. Parents/guardians that wish to challenge the prior designation of their child's ethnicity should contact the Department of Student Services. It will be the responsibility of the parent/guardian to show "just cause" as to why the Garland schools should alter the official records of another school district. The child's immediate enrollment status will be governed by the documents of the sending district until Garland district personnel have had sufficient time to develop a response to the parent's challenge.

New student enrollees entering the district without the existence of previous official school records shall have their parent/guardian designate the child's ethnicity at the time of enrollment. The ethnic designation shall be indicated in the New Student Online Enrollment (NSOE).

Upon enrollment, parents that fail to cooperate in indicating an ethnic designation for their child make it necessary for the campus administrator to designate the student's ethnicity. When the campus administrator has to act in the interest of the district, his/her decision will be binding upon the student while they are enrolled in the Garland schools.

**School district officials are required to desist from encouraging any particular ethnic designation** to be made by a parent/guardian. Unless the ethnic designation conflicts with existing official records or court-approved categories, school personnel are expected to refrain from questioning the parent/guardian regarding the child's ethnic designation. School district personnel shall make every effort to be helpful in answering parental questions regarding this matter. Once the student's ethnicity has been established and made a part of the permanent record, it shall not be altered without the consent of the Executive Director of Student Services and School Choice. In cases

where it has been determined that district personnel have erred in recording a child's ethnicity, a correction shall be made without delay.

## CHOICE WINDOW

During the school year, school board approved timelines are set aside for parents/students to choose the school the student will attend the next school year. One choice window is set aside for first through eleventh grade parents/students to choose the school the student will attend the next school year, and another choice window is set aside for students entering pre-kindergarten through Kindergarten parents to choose the school the student will attend the next school year. Annually, the Executive Director of Student Services and School Choice will submit a proposed choice calendar to the Board of Trustees for approval.

No one may require the parent/guardian to file the student's Choice of School form with the District before the end of the choice period. During the choice window, the parent/eligible student may alter any submitted choice without restriction.

## **CHOICE OF SCHOOL SELECTION**

### FORMS USED FOR CHOICE OF SCHOOL

During the Choice of School period, a student should not be enrolled unless the parent/guardian/eligible student provides the district with a Choice of School form. In instances where the parent/guardian/eligible student fails to fulfill their school selection obligation, district personnel will select a school for the student adhering to prescribed district guidelines. In these cases, the assignment made by the district will be binding for the school year to which the placement pertains.

The Choice of School form is an online document available in the New Student Online Enrollment for new enrollees and in Skyward Family Access for current students. These forms explain the general workings of Choice of School and provide parents with a listing of the various campuses. The forms are provided for parents/students to inform the district of their school choices for the next year. Parents/students will select up to three (3) different school choices on the Choice of School form. If parents/students fail to make a second or third choice, the Executive Director of School Choice will make an alternative school assignment for the student, if needed, and notify the parent.

The most current Choice of School form becomes part of the student's cumulative record and is stored in the online student record, Laserfiche Repository.

The absence of a marked second choice does not invalidate the choice form. If a single choice is made, the school shall accept the form as valid and enter the initial selection into the database.

## SIGNATURE ON CHOICE FORMS

A choice form indicating a school selection for a minor student must have the electronic signature of the parent or guardian. A signature is necessary to make the form a valid document. A student who has reached the age of 18 at the time of the choice selection may sign their own form. School personnel should investigate suspicious signatures.

## ADDRESS CHANGES ON THE CHOICE OF SCHOOL FORM

When families indicate a change of address on the Choice of School form that is different from what is in the student database or on the student label that is attached to the choice form, schools should investigate the discrepancy in addresses. The District will not recognize an address change within the district until there is documentation on file to substantiate the use of a different GISD address. Please see the section on “Proof of Residency Documentation” on page 2. Once validated, the change of address should be entered into Skyward.

Schools may send “Proof of Residency” letters to notify the parent/guardian that a new proof of residence is required. If by a predetermined deadline the parent fails to provide the District with documentation to verify eligible GISD residency, the district may choose to withdraw the student. Schools should contact the attendance office in these cases.

## PARENTAL DISPUTE OF AUTHORITY TO CHOOSE SCHOOLS

When parents are in dispute as to which one of them has the authority to choose their child(ren)’s school the following guidelines are to be used by schools:

1. Review any existing court order to identify the managing and/or possessory conservator role of the parents. Usually, the order specifies that one parent will have the “right to determine residency for the child” and that is how we determine the right to decide school placement unless the order is more specific.
2. In the absence of any court order, determine which GISD parent the child resides with during the school week. If it is clear only one parent has the child during the school week that is the parent from which we will accept the School of Choice form.



3. If the child is in a shared arrangement where both parents have the child during the school week and there is no court order to help clarify choice rights, the Executive Director of Student Services will try to mediate a mutual decision between the parents.
4. Provided the choice dispute is between a nonresident parent and a resident parent, the District will defer school placement to the GISD parent that makes the child eligible for enrollment in our district.

## ALTERING SUBMITTED CHOICES

During the choice window, parents are allowed to submit an alternate Choice of School form. To change the selection, the parent must submit a new Choice of School form in Skyward Family Access indicating their new selections. There is no imposed limit on the number of choice changes a family can submit in the window. Choice of School selections may also be changed online via Skyward Family Access.

The revised choice form must be signed and dated. **After the window closes, parents will be notified of the results of their school assignment. A transfer request for the following school year will be processed at Student Services.**

## **CHOICE OF SCHOOL PROCEDURES**

### VIOLATIONS OF THE DESEGREGATION PLAN

It is a violation of federal regulations for any person to intimidate, threaten, coerce, retaliate or discriminate against any individual for the purpose of interfering with the free making of a choice of a desegregated school. Any person having knowledge of any violation should report the facts immediately by mail or phone to the Office for Civil Rights, U.S. Department of Education, Washington, D.C. 20202 (telephone 202-962-0333). Persons reporting any violation will not have their names disclosed without consent.

In addition, persons may report such occurrences to the Executive Director of Student Services and School Choice for the Garland Independent School District. The executive director's geographic address is the Student Services Center, 720 Stadium Drive, Garland Texas 75040. The mailing address is P. O. Box 469026, Garland, Texas 75046-9026. The phone number is 972-494-8255 and the fax number is 972-494-8275. The executive director's e-mail address is [behemphi@garlandisd.net](mailto:behemphi@garlandisd.net).

### DENIAL OF SCHOOL CHOICE SELECTION

The Garland Choice Plan requires the following conditions:



- All schools must conform to court-established ethnicity ratios.
- For Austin Academy, the student must reside in the court-ordered boundary.
- School enrollment capacities have been established limiting the number of students at each campus.

These factors will impact final student assignments. No choice shall be denied for any reason other than the choice would compromise the established ethnic ratio, the court order, or enrollment caps.

After the completion of the Choice of School process, Student Services must identify students whose choices cause schools to violate mandated compliance with 22 to 1 capacity limits, building capacity limits, court-ordered boundaries (Austin Academy), or existing ethnic balance requirements. Identification of students for denial of their choice shall be done based on distance from the school to the student's address using updated transportation software. Students residing on a designated bus route to a school and **who have no alternative option** for district provided transportation will not be considered for denial of choice. **"Special program" participants** that have met eligibility requirements to attend a special offering at a school shall not be identified for denial of their Choice of School.

Student Services will review all choices submitted and entered for each student. If we are unable to honor the student's first choice, the second and third choices will be reviewed. Any student that is denied their Choice of School during the selection period will receive written notice of this fact from the Student Services Department.

A student who has been attending an elementary school will not be denied the right to remain at the school unless dire circumstances require denial by the district. Please refer to the "Sibling Rule" section for information regarding how this rule affects denial of choice identification for elementary students.

Established feeder patterns are set for each school and are referred to when secondary schools reach their capacity. Secondary students will not be denied a seat at their feeder pattern campus if selected as their first choice of school. When necessary, students living outside the boundaries of the school will be extracted using updated district transportation software. A student that has been attending a secondary school will not be denied the opportunity to remain at the school unless dire circumstances require denial by the district. Please refer to the "Sibling Rule" section for details regarding the influence of this factor on the extraction process of secondary students.

## SECOND & THIRD CHOICE SELECTIONS

No student's School of Choice will be denied for any reason other than their choice would compromise compliance with established ethnicity ratios, court-

ordered boundaries (Austin Academy), or enrollment capacity limits. The choice selection process asks parents to designate a second and third Choice of School. This request is made so that if a first choice selection cannot be honored by the school district, a second and third choice can be evaluated in a timely manner. Parents do not have to denote a second and third choice on the form for the document to be valid. Their failure to do so simply voids their opportunity to have a say in instances when a second or third choice is needed.

Parents are asked to complete the form with (1) for the first choice, (2) for the second choice, and (3) for the third choice. Whenever the student's first choice is denied and either their second or third choice is honored, Student Services will notify parents in writing regarding the student's next year location. If a second or third choice was needed and the parent did not indicate any alternative choices, Student Services will assign the student to the closest available school to the student's residence and place them on the waitlist for their preferred campus. See waiting list procedures for more information.

## ELEMENTARY CAPACITY LIMITS

State law caps the teacher-student ratio at 22:1 for the first four grading cycles of the school year in Kindergarten through fourth grade. GISD maintains this ratio for pre-kindergarten classes as well. The district imposes a local capacity limit on the fifth grade classrooms of 28 students per teacher. The state designated pupil/teacher limits in grades K through 4 may be lifted for the last 12 weeks of school. Information will be disseminated by the Executive Director of Student Services to the campus if the caps are going to be lifted.

## BUILDING CAPACITY LIMITS FOR SECONDARY SCHOOLS

Secondary schools have their capacity limits governed by the number of teaching stations available on the campus. The building capacity is distributed among all the grade levels assigned to the campus. As reconfiguration of a facility takes place through construction, renovation, or program placement, the campus capacity number can change.

## DESIGNATED ZONES

When secondary schools reach their student population capacities or fall out of compliance with ethnic balance requirements, the District will set school boundaries to control overcrowding or achieve required ethnic balance. The imposed enrollment restrictions will remain in force at the individual schools until the desired enrollment outcomes are achieved.

When a secondary campus is designated as closed by Student Services, the campus will be notified to only enroll students that live in their designated zone or students that have academic vestment.

## ESL PROGRAM AND SCHOOL OF CHOICE

The ESL program is offered in all GISD schools. ESL students fall under the same opportunities and restrictions that apply to regular program students regarding honoring choices.

The system automatically codes a choice-code of "E" for all current year ESL participants.

The campus may be approached by parents of ESL students that would like their child to complete the year in the ESL program, but "intend to withdraw" from ESL for the next school year. In this case, parents and a school administrator will need to complete the "Bilingual Educational Program Re-enrollment/Withdrawal Form". The data clerk should forward the form to their assigned Language Test Advisor at Student Services for further approval.

## DUAL LANGUAGE PROGRAM AND SCHOOL of CHOICE

The dual language program is offered in nearly all GISD elementary schools at most grade levels. Because middle schools do not offer the bilingual program, all bilingual fifth graders who are not exiting the program will be enrolled in the ESL program for grade six. Emergent Bilingual Students fall under the same opportunities and restrictions that apply to regular program students regarding honoring choices.

The campus may be approached by parents of Emergent Bilingual students that would like their child to complete the year in the dual language program, but "intend to withdraw" from dual language for the next school year. In this case, parents and a school administrator will need to complete the "Bilingual Educational Program Re-enrollment/Withdrawal Form". The data clerk should forward the form to their assigned Language Test Advisor at Student Services for further approval.

## SIBLING RULE

It is the intent of the Garland school district to minimize the situations whereby a parent has their children split among different schools. Thus, the "sibling rule" has been developed to help achieve this goal. The following information explains the application of the sibling rule regarding enrollment and choice of school:

### **ELEMENTARY**

**ENROLLMENT:** State law caps the teacher-student ratio at 22:1 for the first four grading cycles of the school year in Kindergarten through

fourth grade. GISD maintains this ratio for pre-kindergarten classes as well. The district imposes a local capacity limit on the fifth grade classrooms at 28 students per teacher. In order for a student to be admitted to an elementary school, an open seat under the capacity limit and/or any existing ethnic balance requirements of the District's federal desegregation plan. At the time of enrollment, the district will attempt to place elementary siblings in the same school.

**CHOICE DENIAL:** A sibling that is not currently attending the school and who has chosen the school for next year does not offer any protection to a sibling that is identified for denial of choice due to overcrowding or ethnic balance mandates.

**TRANSFER:** A student who requests a transfer to a school where a sibling has been accepted for enrollment will have the approval of the transfer (subject to availability of an unrestricted seat and other applicable choice rules).

**MAGNET:** Grade levels at the Academies, MST Centers, and the Classical Centers are composed of both magnet students meeting special qualifications to attend the school and a limited number of neighborhood children. Students entering the school under the "magnet designation" do not offer any protection for a sibling to secure a neighborhood seat. For neighborhood children, the sibling rule is applied the same as in non-magnet school settings (**refer to guidelines in the above paragraph**).

## **SECONDARY**

**ENROLLMENT:** Secondary schools have a student capacity limit dictated by the available teaching stations on the campus. Whenever secondary schools reach student capacity or violate any ethnic ratio requirements, they receive assigned boundaries for enrollment purposes.

**CHOICE DENIAL:** When a secondary student begins attending a secondary school, it is only under extreme circumstances that the District would deny them their opportunity to remain at the school. A regular program student that is academically vested at a secondary school offers protection for other regular program siblings to attend the school. A secondary student who has not attended the school (*non-vested*) will not offer protection to a regular program sibling that is identified for denial of choice as a member of a new incoming group of students to the secondary school.

**TRANSFER:** A student seeking to transfer to a school that has enrollment restrictions will have the approval of the request dependent upon Choice of School guidelines and any imposed enrollment restrictions.

**MAGNET:** Magnet programs are special curriculum programs that require students to meet the admission criteria. Non-magnet siblings are not afforded special consideration under the sibling rule. The non-magnet sibling will be admitted only as space is available.

## DISTRICT-ASSIGNED SCHOOL PLACEMENT FOR DISPLACED STUDENTS

It is the District's obligation to select a school for students whose parents fail or refuse to provide a Choice of School to the District. The Executive Director of Student Services will designate the choice window. Skyward will automatically assign students whose parents failed to provide a choice during the Choice of School Window to their current location as their first choice for processing, with the exception of current PK, 5<sup>th</sup>, or 8<sup>th</sup> grade students whose school will be assigned by the district.

1. Displaced students from the previous year that received bus transportation to the school to which they were displaced will be notified that transportation will be discontinued for the next school year. Students will be allowed to remain at their current campus without transportation or may choose a campus in their neighborhood, or a bus eligible campus.
2. The District will not assign siblings to different campuses, whenever possible, if the students are eligible to attend classes in the same building. Both siblings must individually meet the qualifications for admission to the school to be placed together on campus (**See section on “Sibling Rule”**).
3. Before students are assigned **neighborhood seats** at Austin, Hillside, Kimberlin, or Walnut Glen Academies or the MST Centers at Jackson, Beaver, and Watson, or the Classical Centers at Vial and Brandenburg, the school must check to see that available seats exist. Students that already attend one of these magnet campuses as neighborhood students and did not make a Choice of School will be assigned back to the campus. The assignment will be honored subject to space availability.
4. The campus data clerk shall enter campus-assigned choices for PK students. Students in 5<sup>th</sup> and 8<sup>th</sup> grade will be assigned based on their address to their feeder campus. All other students for whom parents declined to submit a choice form will have the right to remain at their current location.

5. Upon direction from Student Services, schools will mail each parent/guardian a notification letter disclosing the district-made choice for their child (**See Forms Section**). If the letter is returned, investigate the validity of the address of record. When necessary, hand deliver the letter to the student to take home to their parent.

## FINE ARTS SHARED AND PROTECTED MIDDLE SCHOOLS CONCEPT

In order to monitor the District's music program's team-teaching process, middle schools have a "protected" and "shared" status assigned to them by the Fine Arts Director.

Under this concept, the high school fine arts director is the only one who may teach at the protected middle school campuses and he/she may only team-teach at the school's shared middle school campuses. The high school director is permitted a one-time rehearsal of a middle school ensemble from a non-protected/shared campus as a part of the school's ensemble contest preparation.

High school fine arts directors are discouraged from soliciting invitations to perform on middle school campuses during the Choice of School period. This should be applied to middle schools for elementary campuses. A fine arts group may perform at another school campus by invitation for special activities.

## STUDENT RECRUITMENT/NO CONTACT RULE

No principal, teacher, or other GISD personnel is permitted to influence or dissuade a student from choosing a school where a desegregated education can be obtained. No one is permitted to favor or penalize any student or other person because of his or her choice of school. Representatives of district programs such as Athletics, Visual and Performing Arts (VAPA), Career and Technical Education and magnet programs housed within the Department of Innovation may visit campuses to provide standard program information to groups of students. Individual student recruitment is prohibited. Concerns regarding student recruitment shall be directed to the Executive Director of Student Services and School Choice.

## ORGANIZATIONAL TRYOUTS

All student tryouts and elections for school-sponsored extracurricular organizations must be conducted after the conclusion of the Choice of School process. Students that are denied their initial school selection should be afforded adequate opportunity to participate in tryouts and elections at their alternate choice location.

## RETAINED FIFTH/EIGHTH GRADER'S CHOICES

Either at the end of the school year or after the conclusion of summer school, principals will make decisions for retaining students. If the student was scheduled to move into a middle or high school and will not do so because of retention, the student's next year school assignment will need correcting. Until the school corrects the location assignment, the retained fifth and eighth graders will not have a valid school selection on file with the District.

The retained 5<sup>th</sup> or 8<sup>th</sup> grade student will not be denied an opportunity to return to their previous location if current seats are available. A parent may seek a transfer of their retained child to another school. District guidelines permit elementary parents to select another available school for their child who has been retained. Any request to transfer a retained middle school student is to be directed to the Student Services Department for review. High school students will not be transferred due to failure to advance their grade classification.

When a campus must change the location assignment of a retained 5<sup>th</sup> or 8<sup>th</sup> grade student, the Student Services Department must be contacted. The schools will not be able to make the necessary change in school assignment. Schools will need to supply the department with the name and ID number of the retained student. This process must be completed before the student files are rolled at the completion of summer school.

## PRESERVING CHOICE FOR WITHDRAWN OR TRANSFER STUDENTS

Withdrawing from a campus will inactivate the Choice of School that was entered into Skyward. If the student wishes to return to the district for the following school year, the student must complete the enrollment process for Garland ISD. **Students that are withdrawn to transfer to another school within the Garland district will automatically have their next year choice preserved.** If the family needs to have the next year school placement altered, the campus can provide the parent with a next-year school transfer request form. The form will need to be forwarded to Student Services so that the department can process the request.

## WITHDRAWING WITH INTENT TO ALTER CHOICE

Upon re-enrollment into the district, the student will remain bound by any legitimate school assignment that was in force for either the current year or next year, unless the District is unable to honor the placement because of capacity or ethnic balance limitations. If the parent/guardian seeks to alter the preserved



assignment upon the child's reinstatement to the district, a transfer of school request will need to be submitted to the district. The change request will be reviewed by the district in a manner consistent with the guidelines for processing all school transfers.

## WAIT LIST PROCEDURES

### **For PK-12 Students**

The parent of any child that is denied enrollment into a school due to enrollment caps or ethnicity ratios shall be advised of the existence of a wait list. The waitlist is for currently enrolled students who are not at their preferred campus. Parents shall be advised that the list is not processed on a first-come, first-served basis. Wait lists for the current school year remain active until the beginning of the fifth six weeks grading period. The following criteria shall be used in administering district wait list procedures:

1. Split siblings will be accommodated first using the nearest to school rule. Exception: Magnet students do not offer any advantage under the district's "sibling rule" to their non-magnet sibling regarding a wait list.
2. Individual students residing nearest the school will be given the next highest priority on the list. Bus eligible students are also screened through the "closest to the school" guideline. There is no priority given to bus eligible students.
3. On rare occasions, the Student Services Department will need to supersede the waiting list at a school to enroll a student for whom the District has no other viable enrollment option.

When elementary openings occur, school personnel shall act expeditiously in calling students from their wait list. Secondary schools will be contacted by the Student Services Department when permitted to take additional enrollment from their wait list.

Parents that are extended an invitation to enter a school from the wait list should be given 24 hours to make a decision. Parents should be informed that declining an invitation will remove their child's name from the list except in cases where all of the children in the family cannot be accommodated at the same time. Parents of students that are receiving displaced transportation and deny an opportunity to enter a school from a wait list do not automatically lose existing displaced transportation.

When parents accept an invitation to transfer to a school from the wait list, the receiving school shall notify the sending school that the transfer has been approved.

### **Wait List Format**



All campuses will follow the waitlist guidelines listed in this section, and will utilize the Skyward wait list as a means of recording student information for their campus wait list.

**Wait List Summer Procedures:**

If necessary, the Student Services Department will add names to the wait list during summer vacation. Parents wishing to add their child's name to individual campus waitlists must do so by notifying the campus after the summer break has ended.

## **TRANSFERS WITHIN GARLAND ISD**

### **TRANSFER REQUEST**

A parent/guardian request for transfer of their child from one GISD campus to another must be submitted electronically to the district via the online In-District Transfer Request Form.

All transfer requests will be processed at Student Services. Student Services' administrators will serve as the district's appeal officers for transfer denials.

Transfer requests are considered for a change of residency or for a compelling hardship. Proof of residency must accompany the transfer request if a change of address occurs. Only the parent or legal guardian in Skyward may request a transfer. ID should be verified.

### **ELIGIBILITY**

To be considered for a transfer, a student must currently hold a good attendance, disciplinary, and academic record. School bus transportation is not provided for students unless they reside in a designated transportation zone. Students must be delivered and picked up on time.

Currently enrolled students may submit a transfer request for the following school year from the end of their choice window until the last day of school. Transfers are considered before the school year begins and before the second semester begins. Only one transfer is allowed per school year.

### **TRANSFER PROCEDURES**

From the start of the Choice of School window, until files roll, only Student Services can change the student's campus location in Skyward.

The following procedures should be followed by Student Services for student transfers:

1. An online transfer request must be submitted via the online In-District Transfer Request Form. If the transfer is approved, the parent, current campus, and receiving campus will be notified through an automated email.
2. After the automated email, the current campus must withdraw the student using the appropriate withdrawal code. This will allow the receiving campus to activate the student record under their location.
3. The permanent records of the student be stored in the online student record, Laserfiche Repository.

## ATHLETIC ELIGIBILITY AND TRANSFER OF SCHOOLS

Once a student has attended a GISD high school, a transfer to another Garland high school will adversely affect his/her varsity eligibility at the new school. According to the Constitution and Contest Rules of the U.I.L. (Section 440(b) – Residence Rule) Students who have the option to attend more than one high school in a district, rather than being assigned to a school according to attendance zones, are eligible at the school they first select. If that student enrolls in any other GISD high school, that student will not be eligible for varsity athletic competition for one calendar year from the date of enrollment in the new high school (**See section on “U.I.L. Eligibility” on page 11**).

## TRANSFER REQUEST FOR PROGRAMMATIC REASONS

Transfer requests based on a desire to participate in a special program/course offering at a campus are to be directed to the principal of the receiving school at which the program/course is taught. A student may not be considered for a programmatic transfer if the course or program is offered at their home campus. If approval of the transfer is granted, the special program transfer form SP-908 (**See Forms Section**) stipulating that the student agrees to remain in the special program/course for the full academic year to which the transfer pertains must be signed by the principal and the parent. A copy of the completed form is to be forwarded to the Student Services Department for final approval and to alter the assigned location.

The district will impose a deadline for processing programmatic transfer requests. The following limits will apply to processing programmatic transfer requests:

1. The district will process requests for programmatic transfers for the next school year from the **end of the choice period until the last day of the spring semester**.
2. **With the beginning of the summer vacation and extending through the academic school year**, the district will NOT process programmatic transfer requests for the current school year.

The time limits are not intended to prohibit qualified “magnet” students from accessing a “magnet program” for which the student has made previous application for admission and has been placed upon a waiting list by the program coordinator. Neither are the limitations intended to disqualify students that are enrolling new to the district from applying for and/or receiving available seating in a program/course for which they qualify.

The Special Education Department will process student transfer requests that pertain to self-contained educational programs.

## PUBLIC EDUCATION GRANTS

Students in low performing schools and districts can seek to transfer to other schools and districts under public education grants. The Garland Independent School District operates under a federal order that governs the District’s admission policies. Under these policies, the district does not enroll any student who does not live within the district. This would prevent the district from accepting enrollment for any student applying for transfer from another school district under the PEG process.

District students eligible for Public Education Grants could apply for another district school through the provisions and guidelines set forth in the Federal Court Order for Choice of School. District students could also apply to another Texas public school district for admission under the PEG program.

**NOTE: The opportunity to transfer within the district from low performing schools has to be completed during the choice window.**

## REPORTS FOR CHOICE OF SCHOOL

Bi-annual Reports – Submitted two times a year by the Superintendent to the federal judge who oversees the District’s desegregation plan.

## **SPECIAL EDUCATION AND CHOICE OF SCHOOL**

### SPEECH-ONLY STUDENTS AND CHOICE

Many 3 and 4-year-olds receive speech therapy as the only Special Education service from the district. These students are referred to as “building level speech-only” (BLS) students. The BLS student must be assigned an eligibility code of zero (0) to prevent foundation school funds from being drawn on the student’s attendance. In order to receive federal funding, campuses must keep a record of the contact hours of service provided to these children. Building-level speech-only (BLS) students do not participate in regular education classes. The capacity counts in Skyward are designed so that when the BLS student is coded appropriately, it does not subtract a regular seat from the school’s seat count.

The parent/guardian of a building level speech-only (BLS) student can choose to receive the speech service on any age-appropriate campus in the district that offers the service.

The parent of a current BLS student turning 4 years old on or before September 1 of the next school year may designate a school for Pre-K enrollment by using the Choice of School form only if the student will be eligible for Pre-K. (See page 14 for information about Pre-K eligibility.) If the student is found to be eligible for Pre-K enrollment, the choice of school selection can be entered on the Skyward application screen.

The parent of a BLS student turning 5 years old on or before September 1 of the next school year may designate a school for Kindergarten enrollment by using the Choice of School form. The choice of school selection for Kindergarten should be entered on the Skyward application screen.

## REGIONAL DAY SCHOOL PROGRAM FOR THE DEAF(RDSPD)

The Garland Independent School District has children residing within its school boundaries that attend the Regional Day School Program for the Deaf (RDSPD). It will be the responsibility of the Special Education Department to inform the Regional Day School Program of the dates that the school district will conduct its Choice of School window.

The GISD does not bear responsibility for the failure of the RDSPD to conduct an assessment to forecast the future dismissal of a student from the day school program, which could have permitted the student to participate in the choice window.

## EARLY CHILDHOOD SPECIAL EDUCATION (ECSE)

When ECSE students (including ABC/KN) are projected by their teacher as ready to **transition from ECSE to Pre-K**, the student's parent will be extended the opportunity to make a next-year Choice of School selection during the choice window if the student is eligible for Pre-K enrollment. (See Pre-K eligibility in the previous section.) Special Education will provide the child's school with a parental letter of explanation that is to be attached to the Choice of School form. Both documents need to be sent home to the parent/guardian. Upon the return of the form, the campus will input the student's next year school selection if the student is eligible for Pre-K enrollment. The parent's Choice of School is contingent upon the student's placement based on ARD Committee decisions.

When ECSE or BLS students (including ABC/KN) are projected by their teacher as ready to **transition from ECSE to Kindergarten**, the student's parent will be extended the opportunity to make a next-year Choice of School selection during

the choice window. Special Education will provide the child's school with a parental letter of explanation that is to be attached to the Choice of School form. Both documents need to be sent home to the parent/guardian. Upon the return of the form, the campus will input the student's next year school selection. The parent's Choice of School is contingent upon the student's placement based on ARD Committee decisions.

The ECSE students show up in Skyward system with early childhood (**EE**) as their designated grade level. The Special Education Coordinator will be responsible for entering the Choice of School codes for students remaining in ECSE.

## **SELF-CONTAINED SPECIAL EDUCATION PLACEMENT**

Self-contained Special Education programs (ECSE, A.L.E., ABC, BA, BASE) for students with severe disabilities are not offered at all school locations and are limited as to the number of students that can be served per class. These two factors cause the need for District assignment of students qualifying for this programming. Students that will continue in the self-contained Special Education program for the next school year are not given a Choice of School form. The placement process is outlined to parents in a letter distributed by the Special Education Department. The Special Education Coordinator will make the choice of school placement decision in Skyward.

Special Education personnel will make a school assignment and check the appropriate school on the choice form. The forms are to be signed and dated by Special Education personnel. The data entry process of self-contained school placement will be performed by the Special Education Department in Skyward.

When school personnel project a self-contained student will exit their self-contained placement by year's end, the parent shall be allowed to complete a regular choice form for the student. The schools are responsible for identifying these students. Should the student not actually be exited from their self-contained program by the end of the school year, the school will notify the Special Education department of the student's name and ID number so the Special Education department can make an appropriate school choice for the student.

## **MAGNET PROGRAMS**

### **MAGNET SCHOOLS**

With several magnet programs, Garland ISD allows families to customize education based on individual interests and learning styles. There's something for everyone—from 3 years old-12th grade.

Each program has unique criteria that students must meet in order to apply. Those already participating in a GISD magnet are eligible to remain in that program as long as they continue to meet the qualifications and expectations. If more students apply for a magnet than there are seats available, a lottery or ranking system will be used to fill all openings.

## **ELEMENTARY**

### **Academy for Excellence**

#### **Kimberlin Academy for Excellence**

#### **Hillside Academy for Excellence**

#### **Walnut Glen Academy for Excellence**

- Advanced coursework in language arts, social studies, math, and science
- Wide range of enrichment opportunities, including STEAM School activities and projects that give students hands-on discovery learning
- Full range of fine arts, including choir, orchestra, and visual art
- Combined achievement and ability score of 250 with no less than the 75th percentile in any area

### **Classical Center**

#### **Classical Center at Vial Elementary School**

- Curriculum enriched with writing/publishing opportunities
- Character education, leadership development, and citizenship/patriotism activities
- Full range of fine arts, including choir, piano, visual art, and theater arts
- 50th percentile in reading and math on the achievement test

### **Dual Language**

#### **Classical Center at Vial Elementary School**

- Students learn to read, write, listen and speak in English and Spanish
- 50% of academic instruction is provided in English and 50% in Spanish
- 50th percentile in reading and math on the achievement test
- Only students entering kindergarten and first grade or transferring from another dual language program may apply

### **Math, Science & Technology (MST)**

#### **Beaver Technology Center for Math & Science**

#### **Watson Technology Center for Math & Science**

- Collaborative studies focusing on real-world problem-solving through project-based learning and STEAM School electives
- Classes utilize Apple Macbooks, iPads, Smart Boards and PC laptops
- Full range of fine arts, including music and visual arts
- 75th percentile in reading and math on the achievement test

## **Montessori**

### **Herfurth Elementary School**

#### **Luna Elementary School**

- Individualized, integrated instruction with multisensory materials rather than textbooks
- Students learn at their own pace through hands-on activities and interacting with students of different ages
- 50th percentile in reading and math on the achievement test

## **MIDDLE SCHOOL**

### **Academy for Excellence**

#### **Austin Academy for Excellence**

- Advanced coursework in English, math, reading, social studies, and science
- Full range of fine arts, including band, choir, orchestra, piano, art, and theater arts
- Leadership and enrichment offerings, including Pentathlon, Mock Legislature, and Campus Leadership Council
- Combined achievement and ability score of 250 with no less than 75th percentile in any area

### **Classical Center**

#### **Classical Center at Brandenburg Middle School**

- Curriculum enriched with writing/publishing opportunities, character education, and leadership development
- Full range of fine arts, including band, choir, piano, art, and theater arts
- Dance, gymnastics, and Latin offered
- 50th percentile in reading and math on the achievement test

### **Global Business, Language & Leadership**

#### **Sellers Middle School**

- Business elective class and language course options, including Mandarin Chinese
- Leadership development through community service activities
- Full range of fine arts, including band, choir, art, and theater arts
- 50th percentile in reading and math on the achievement test

### **Math, Science & Technology (MST)**

#### **Jackson Technology Center for Math & Science**

- Collaborative studies focusing on real-world problem-solving
- Classes utilize Apple Macbooks, iPads, Smart Boards and Chromebooks
- Full range of fine arts, including band, choir, art, and theater arts
- 75th percentile in reading and math on the achievement test



## **HIGH SCHOOL**

### **Academy of Visual and Performing Arts**

#### **Garland High School**

- Advanced coursework for artistic students in theater, piano, orchestra, vocal music, film studies, visual arts, and instrumental music
- Strong arts foundation developed in conjunction with students' academic program
- Semi-professional and early collegiate education and experience in students' chosen disciplines
- Audition or portfolio required

### **IB World School**

#### **Garland High School**

- Teaches proficiency in English, math, history, science, a second language, and chosen electives while participating in an in-depth exploration of the study of human behavior and the process of educational inquiry
- Internationally based standards of achievement
- 85th percentile in reading or math on the achievement test
- Only students entering ninth-11th grades may apply

### **College & Career/Classical**

#### **Lakeview Centennial High School**

- Business & Marketing, Future Teacher Internship, Law & Criminal Justice, and Television Production & Broadcasting programs allow students to explore college and career interests
- Advanced piano, Latin, dance, and gymnastics courses are available
- 50th percentile in reading and math on the achievement test
- Only students entering ninth-10th grades may apply

### **Accelerated Math & Science**

#### **North Garland High School**

- Allows students to advance faster, taking more math and science courses throughout high school
- Additional testing determines students' math and science track
- 80th percentile in reading and math on the achievement test
- Only students entering ninth and 10th grades may apply

### **Math, Science & Technology (MST)**

#### **North Garland High School**

- Interactive multimedia instruction that focuses on practical applications of math, science, and technology

- Students select a concentration of study, including architecture, computer science, multimedia applications, telecommunications, medical studies, engineering, biomedical forensics, and multimedia broadcast
- 75th percentile in reading and math on the achievement test
- Only students entering ninth and 10th grades may apply

### **Global Business, Language & Leadership**

#### **Naaman Forest High School**

- Courses in business, marketing, finance, Mandarin Chinese, and international studies prepare students to be globally competitive
- Opportunities to earn industry certifications, pursue College Board's prestigious AP Capstone Diploma, and travel or study abroad
- Students network with industry professionals and learn outside the classroom through business etiquette events, internships, and job shadowing
- 50th percentile in reading and math on the achievement test

### **Air Force Junior ROTC**

#### **Rowlett High School**

- Leadership development program training students in aerospace science, communication, and health/fitness
- Drill and marching team competitions, field trips, community parades, and service events are part of the cadet experience
- Students entering ninth-12th grades may apply

### **Collegiate Academy**

#### **Lakeview Centennial High School**

- Dual-credit courses allow students to graduate with a high school diploma and an Associate of Science degree from DCCCD
- 70th percentile in reading and math on the achievement test
- Students can also participate in College & Career/Classical magnet
- Only students entering ninth and 10th grades may apply

### **Collegiate Academy**

#### **Naaman Forest High School**

- Dual-credit courses allow students to graduate with a high school diploma and an Associate of Arts or an Associate of Science degree from DCCCD
- 50th percentile in reading and math on the achievement test
- Students can also participate in Global Business, Language, and Leadership magnet
- Only students entering ninth grade may apply

### **Early College High School (ECHS)**

Garland High School

North Garland High School

Sachse High School

South Garland High School  
Rowlett High School

- Dual-credit courses allow students to earn up to 60 college credits in addition to a high school diploma
- Social/emotional support helps students as they earn an associate degree and/or certifications
- Students entering ninth grade may apply with no testing, grading, or attendance requirements

### **Pathways in Technology Early College High School (P-TECH)**

Garland High School  
Lakeview Centennial High School  
Naaman Forest High School  
North Garland High School  
Rowlett High School  
Sachse High School  
South Garland High School

- Industry partners provide students with technical and workplace skills
- Dual-credit courses allow students to earn up to 60 college credits in addition to a high school diploma
- Social/emotional support helps students as they earn an associate degree and/or certifications
- Students entering ninth grade may apply with no testing, grading, or attendance requirements

Source: 2019 GISD Magnet Programs Brochure

## **TRANSPORTATION**

### **BUS TRANSPORTATION**

The District shall provide bus transportation to students that live in eligible transportation zones. Transportation is also provided to other students for whom the District receives state transportation funding.

The District will provide transportation to a designated school for displaced students. In situations where all students from a route designed only for displaced students are accommodated back into their neighborhood schools before school starts, the alternative route will be eliminated. If after school starts, all children on an alternate route return to their neighborhood schools, the route will be eliminated. Once a student begins attending a school via an alternate bus, it will be an option for the student to continue to ride the bus for the remainder of the current school year. Alternate bus routes are created only to serve current school year circumstances. Eligibility for ridership on alternate bus routes set to accommodate displaced students is not designed to carry over to the next school year.

Special Education program bus routes to a school do not always mirror regular education routes to the same campus. When possible, special education program routes are designed to transport students to the school nearest the student's home that offers the necessary program. When bus transportation is determined by the ARD Committee to be a necessary related service for the student, they will be transported via predetermined routes to a designated school with the appropriate program. Except as determined by an ARD committee, special education students will not be transported to a school under two miles.

Prior to the beginning of the thirty-day choice period, the transportation areas for the next year are established and published for public review. The Transportation Department is available to assist schools in answering any questions regarding designated transportation areas and rider eligibility.

## SEATING FOR DISPLACED BUS STUDENTS

Due to the 22 to 1 cap limits and ethnic balance requirements, some students may find their closest school unavailable for enrollment. The student then becomes displaced to an available district-designated school. If the student resides in a designated transport area, transportation will be provided for the current school year. If notice of the displacement occurs just prior to the start of school and the student must be transported to the alternate location, the Transportation Department may not have an opportunity to arrange the student's transportation for the first day of school. Therefore, the child may become a no-show because of a lack of a way to get to school until the bus can be routed. In this situation, the district wishes to utilize discretion in giving away an elementary child's seat because the student is a no-show.

If a campus is involved in enrolling displaced students from another school, campus personnel will need to verify a student's eligibility for transportation to the alternate location. When transportation is to be provided, the school must notify the Student Services so that they may request alternate routing for the displaced student. The campus receiving, or Student Services, the displaced student shall provide Transportation with the student's name, grade level, address, and campus assignment. Transportation and/or Student Services will contact the family regarding route information. Displaced students' transportation services are for one year only, and do not carry a guarantee of transportation to the same location for the next school year. Families of displaced students must participate in the school choice process and choose an appropriate campus for the following school year.

Exhibit 4

Estimated 2023-24 Transportation Costs



## MEMO

Date: December 11, 2023

To: Dr. Ricardo Lopez, Superintendent

From: Anna Banner, Director of Transportation

RE: December 2023 Semi-Annual Report to Judge Kinkeade

---

Per your request, the following information is being submitted:

- The 2023-2024 estimated transportation cost associated with the court order as compared with the 2022-2023 cost:
  - 2022-2023 Actual Cost: \$ 8,341,228.36
  - 2023-2024 Estimated Transportation Cost: \$ 11,574,680.51
  
- There may be cost increases due to the current state of the economy, e.g., parts, with manufacturers increasing prices by 5-30 percent based on commodities such as crude oil, rubber, and steel.

## Kinkeade Report – December 2023

	Students	Academies	TDM	Days in Academic Year	Cost Per Mileage	Itemized Estimated Cost
Academy	219	Kimberlin	402.57	180	\$5.25	\$380,428.65
	156	Hillside	287.00	180	\$5.25	\$271,215.00
	125	WALNUT GLEN	238.13	180	\$5.25	\$225,032.85
	539	AUSTIN	896.87	180	\$5.25	\$847,542.15
	<b>1039</b>		<b>1825</b>			<b>\$1,724,218.65</b>
Bilingual	65	ABBETT ES	106.34	180	\$5.25	\$100,491.30
	29	BACK ES	44.99	180	\$5.25	\$42,515.55
	68	CARVER ES	53.47	180	\$5.25	\$50,529.15
	32	COOPER ES	23.05	180	\$5.25	\$21,782.25
	68	ETHRIDGE ES	43.99	180	\$5.25	\$41,570.55
	53	GOLDEN MEADOWS ES	44.21	180	\$5.25	\$41,778.45
	19	HEATHER GLEN ES	34.68	180	\$5.25	\$32,772.60
	0	HICKMAN ES	24.10	180	\$5.25	\$22,774.50
	2	LISTER ES	20.95	180	\$5.25	\$19,797.75
	38	PEARSON / HERFURTH	136.73	180	\$5.25	\$129,209.85
	57	SOUTHGATE ES	43.38	180	\$5.25	\$40,994.10
	16	SPRING CREEK	21.37	180	\$5.25	\$20,194.65
	39	STEADHAM	107.35	180	\$5.25	\$101,445.75
	30	WILLIAMS	18.53	180	\$5.25	\$17,510.85
	<b>516</b>		<b>723</b>			<b>\$683,367.30</b>
Classical Centers	432	BRANDENBURG	1093.94	180	\$5.25	\$1,033,773.30
	260	Vial	714.98	180	\$5.25	\$675,656.10
	<b>692</b>		<b>1809</b>			<b>\$1,709,429.40</b>



Desegregation	56 BACK ES	5.10	180	\$5.25	\$4,819.50
	91 COYLE MS	27.30	180	\$5.25	\$25,798.50
	89 DORSEY ES	49.44	180	\$5.25	\$46,720.80
	145 ROWLETT ES	43.42	180	\$5.25	\$41,031.90
	192 RHS	50.38	180	\$5.25	\$47,609.10
	107 STEPHENS ES	47.26	180	\$5.25	\$44,660.70
	680	223			\$210,640.50
Overflow	19 Abbett ES	30.56	180	\$5.25	\$28,879.20
	12 Armstrong ES	16.50	180	\$5.25	\$15,592.50
	68 Pearson ES	39.80	180	\$5.25	\$37,611.00
	45 Steadham ES	39.52	180	\$5.25	\$37,346.40
	16 Liberty Grove	13.00	180	\$5.25	\$12,285.00
	0 Montclair ES	0.0	180	\$5.25	\$0.00
	0 Southgate ES	0.0	180	\$5.25	\$0.00
	160	139			\$131,714.10
ESL	203 Memorial Pathway	162.56	180	\$5.25	\$347.81
Montessori	159 Herfurth ES	317.16	180	\$5.25	\$299,716.20
	144 LUNA ES	166.50	180	\$5.25	\$157,342.50
	303	484			\$457,058.70
College Career Connection	459 Lakeview Centennial HS	600.44	180	\$5.25	\$785.69
Global Business	256 Naaman Forest HS	434.60	180	\$5.25	\$410,697.00
	216 Sellers MS	374.82	180	\$5.25	\$354,204.90
	9 Weaver ES	37.50	180	\$5.25	\$35,437.50
	481	847			\$800,339.40

IB VAPA	422	Garland HS	576.30	180	\$5.25	\$761.55
Collegiate/Ptech/ROTC	62	Sachse HS	175.52	180	\$5.25	\$165,866.40
	0	South Garland HS	0.00	180	\$5.25	\$0.00
	226	Rowlett HS	360.82	180	\$5.25	\$340,974.90
	288		536			506,841.30
Gilbreath-Reed CTC	349	Gilbreath- Reed CTC	761.62	180	\$5.25	\$946.87
ECHS	69	South Garland HS	173.24	180	\$5.25	\$358.49
Tech Ctr (MST)	167	Beaver MST	302.88	180	\$5.25	\$286,221.60
	501	Jackson MST	735.96	180	\$5.25	\$695,482.20
	646	North Garland HS	691.16	180	\$5.25	\$653,146.20
	179	Watson Technology Center	507.48	180	\$5.25	\$479,568.60
	1493		2237			2,114,418.60
<b>Grand Total</b>	<b>7154</b>		<b>11097</b>			<b>\$8,341,228.36</b>

**Kinkeade Report - 10% Estimate – 24/25 August**

Academy	219	Kimberlin	402.57	180	\$5.78	\$418,833.83
	156	Hillside	287.00	180	\$5.78	\$298,594.80
	125	Walnut Glen	238.13	180	\$5.78	\$247,750.45
	539	Austin	896.87	180	\$5.78	\$933,103.55
	1039.00		1825		\$5.78	1,898,282.63
Bilingual	65	Abbett ES	106.34	180	\$5.78	\$110,636.14
	29	Back ES	44.99	180	\$5.78	\$46,807.60

	68 Carver ES	53.47	180	\$5.78	\$55,630.19
	32 Cooper ES	23.05	180	\$5.78	\$23,981.22
	68 Ethridge ES	43.99	180	\$5.78	\$45,767.20
	53 Golden Meadows ES	44.21	180	\$5.78	\$45,996.08
	19 Heather Glen ES	34.68	180	\$5.78	\$36,081.07
	0 Hickman ES	24.10	180	\$5.78	\$25,073.64
	2 Lister ES	20.95	180	\$5.78	\$21,796.38
	38 Person ES/Herfurth	136.73	180	\$5.78	\$142,253.89
	57 Southgate ES	43.38	180	\$5.78	\$45,132.55
	16 Spring Creek ES	21.37	180	\$5.78	\$22,233.35
	39 Steadham ES	107.35	180	\$5.78	\$111,686.94
	30 Williams ES	18.53	180	\$5.78	\$19,278.61
	516		723		752,354.86
Classical Centers	432 Brandenburg	1093.94	180	\$5.78	\$1,138,135.18
	260 Vial	714.98	180	\$5.78	\$743,865.19
	692		1809		1,882,000.37
Desegregation	56 Back ES	5.10	180	\$5.78	\$5,306.04
	91 Coyle MS	27.30	180	\$5.78	\$28,402.92
	89 Dorsey ES	49.44	180	\$5.78	\$51,437.38
	145 Rowlett ES	43.42	180	\$5.78	\$45,174.17
	192 Rowlett HS	50.38	180	\$5.78	\$52,415.35
	107 Stephens ES	47.26	180	\$5.78	\$49,169.30
	680		223		\$231,905.16
Overflow	19 Abbett ES	30.56	180	\$5.78	\$31,794.62
	12 Armstrong ES	16.50	180	\$5.78	\$17,166.60
	68 Pearson ES	39.80	180	\$5.78	\$41,407.92
	45 Steadham ES	39.52	180	\$5.78	\$41,116.61

	16	Liberty Grove	13.00	180	\$5.78	\$13,525.20
	0	Montclair ES	0.0	180	\$5.78	\$0.00
	0	Southgate ES	0.0	180	\$5.78	\$0.00
	160		139			\$145,010.95
ESL	203	Memorial Pathway	162.56	180	\$5.78	\$169,127.42
Montessori	159	Herfurth ES	317.16	180	\$5.78	\$329,973.26
	144	Luna ES	166.50	180	\$5.78	\$173,226.60
	303		483.66			\$503,199.86
College Career Connection	459	Lakeview Centennial HS	602.24	180	\$5.78	\$626,570.50
Global Business	256	Naaman Forest HS	434.60	180	\$5.78	\$452,157.84
	216	Sellers MS	374.82	180	\$5.78	\$389,962.73
	9	Weaver ES	37.50	180	\$5.78	\$39,015.00
	481		847			\$881,135.57
IB VAPA	422	Garland HS	576.30	180	\$5.78	\$599,582.52
Collegiate/Ptech/ROTC	62	Sachse HS	175.52	180	\$5.78	\$182,611.01
	0	South Garland HS	0.00	180	\$5.78	\$0.00
	226	Rowlett HS	360.82	180	\$5.78	\$375,397.13
	288		536			\$558,008.14
Gilbreath-Reed CTC	349	Gilbreath-Reed CTC	761.62	180	\$5.78	\$792,389.45
ECHS	69	South Garland HS	173.24	180	\$5.78	\$180,238.90

Tech Ctr (MST)	167 Beaver MST	302.88	180	\$5.78	\$315,116.35
	501 Jackson MST	735.96	180	\$5.78	\$765,692.78
	646 North Garland HS	691.16	180	\$5.78	\$719,082.86
	179 Watson Technology Center	507.48	180	\$5.78	\$527,982.19
	1493		2237		\$2,327,874.19
<b>Grand Total</b>	<b>7154.00</b>	<b>11,099.27</b>			<b>\$11,547,680.51</b>

Exhibit 5

2023-2024 Recruiting Schedule

## 2023-2024 Fall Recruiting Schedule

1=HBCU Out of State, 2: HBCU In-state, 3= HSI

Date	Code	University/College	Location
10/4/2023	2	Texas Southern University - Career Fair	Houston, TX
10/4/2023		Henderson State University	Arkadelphia, AR
10/18/2023		Sam Houston State Univ - Teacher Career Fair	Huntsville, TX
10/18/2023	1	Xavier University Career Fair	New Orleans, LA
10/25/2023		UT Austin - College of Education Career Fair	Austin, TX
11/3/2023		Stephen F. Austin - Teacher Job Fair	Nacogdoches, TX
11/6/2023		TX A&M College Station - Education Career Fair	College Station
11/7/2023	3	TWU/ UNT Education Career Fair	TWU-Denton, TX
11/8/2023	3	Texas State University - Teacher Job Fair	San Marcos
11/13/2023		Texas A&M University-Commerce	Commerce, TX
11/17/2023	3	University of Texas-El Paso	El Paso, TX

## 2022-2023 Spring Recruiting Schedule

1=HBCU Out of State, 2: HBCU In-state, 3= HSI

Date	Code	University/College	Location
2/29/2024	2	TABSE	Houston, TX
3/20/2024		Sam Houston State Univ - Teacher Career Fair	Huntsville, TX
3/21/2024	1	Tennessee State University	Nashville, TN
3/22/2024		Midwestern State University	Wichita Falls, TX
3/25/2024		TX A&M College Station - Education Career Fair	College Station
3/25/2024		UT Arlington	Arlington, TX
3/28/2024	1	Jackson State University	Jackson, MS
4/3/2024	3	Texas State University - Teacher Job Fair	San Marcos
4/5/2024		Louisiana State University	Baton Rouge, LA
4/9/2024	3	TWU/ UNT Education Career Fair	TWU-Denton, TX
4/12/2024		Stephen F. Austin - Teacher Job Fair	Nacogdoches, TX
4/22/2024		NCTASPA	Arlington, TX
TBA	2	Texas Southern University - Career Fair	Houston, TX
TBA	1	Grambling State University	Grambling, LA
TBA	2	Prairie View A&M University	Prairie View, TX



Exhibit 6

Campus Consolidation Plan

**IN THE UNITED STATES DISTRICT COURT  
FOR THE NORTHERN DISTRICT OF TEXAS  
DALLAS DIVISION**

**UNITED STATES OF AMERICA,  
Plaintiff,**

§  
§  
§  
§  
§  
§  
§  
§

vs.

**CASE NO. 3:70-cv-04100-K**

**THE TEXAS EDUCATION  
AGENCY, et al.  
Defendant.**

---

**GARLAND INDEPENDENT SCHOOL DISTRICT’S UNOPPOSED MOTION FOR APPROVAL OF  
CONSOLIDATION PLAN**

---

TO THE HONORABLE UNITED STATES DISTRICT COURT JUDGE:

NOW COME Garland Independent School District (“Garland ISD”) and files this Unopposed Motion for Approval of Garland ISD’s Consolidation Plan (“Motion”), and in support thereof would show:

**BACKGROUND**

As the Court is aware from Garland ISD’s status reports, Garland ISD constantly monitors for operational changes that may benefit the students and employees of Garland ISD. In light of declining enrollment statistics, Garland ISD has determined that a Consolidation Plan needs to be implemented to ensure optimization of the learning environment for its students in a fiscally responsible manner.

On November 14, 2023, Garland ISD’s Board of Trustees approved the Consolidation Plan (described in Exhibit 1 to this Motion) and authorized Garland ISD to seek the Court’s approval of the Consolidation Plan. As required by the Sep. 10, 1970 Desegregation Order, the July 14, 1987 Agreed Judgment and the Nov. 12, 1987 Order, Garland ISD, prior to seeking the Court’s

approval, submitted the Consolidation Plan to the Court’s Multi-Ethnic Committee (“MEC”), so that the MEC may evaluate and opine on the Consolidation Plan.

On November 16, 2023, Garland ISD presented the Consolidation Plan to the MEC. After review, the MEC is unopposed to the Consolidation Plan. Garland NAACP (“GNAACP”) and the Department of Justice are also unopposed to implementation of the Consolidation Plan.

### CONCLUSION

For the reasons presented above, Garland ISD requests that Garland ISD’s Consolidation Plan be approved.

Respectfully submitted,

/s/ Carlos G. Lopez  
CARLOS G. LOPEZ  
State Bar No. 12562953  
[clopez@thompsonhorton.com](mailto:clopez@thompsonhorton.com)

**THOMPSON & HORTON LLP**  
Ross Tower  
500 North Akard Street, Suite 3150  
Dallas, Texas 75201  
(972) 853-5115 – Telephone  
(972) 692-8334 – Facsimile

*Attorney for Defendant Garland  
Independent School District*

**CERTIFICATE OF CONFERENCE**

The undersigned hereby certifies that the subject and content of the foregoing motion were presented to the MEC, GNAACP and the United States of America Department of Justice. None of the parties are opposed to the relief sought in this Motion.

/s/ Carlos G. Lopez  
Carlos G. Lopez

**CERTIFICATE OF SERVICE**

The undersigned hereby certifies that a true and correct copy of this document has been served upon all parties through their counsel of record on December 12, 2023 via the Court's Electronic Filing System.

/s/ Carlos G. Lopez  
Carlos G. Lopez

# EXHIBIT 1

A young girl with long dark hair, wearing a purple cardigan and dark pants, stands on the left side of the image. She is carrying a large, patterned backpack. The background is a stylized city skyline with several construction cranes, rendered in a light blue and white color scheme. The sky is bright with soft, white clouds. The overall aesthetic is clean and modern.

# SCHOOL CONSOLIDATION

MULTI-ETHNIC COMMITTEE PRESENTATION



# THE WHY



Fiscal Responsibility



Optimize Learning Environments



Declining Enrollment



# CURRENT ENROLLMENT AT CONSOLIDATION CAMPUSES



**CENTERVILLE**

ENROLLMENT = 278



**WILLIAMS**

ENROLLMENT = 245



**FREEMAN**

ENROLLMENT = 287



**HANDLEY**

ENROLLMENT = 382



**PARK CREST**

ENROLLMENT = 335




**GOLDEN MEADOWS**

ENROLLMENT = 452



# STAGE 1 GISD CONSOLIDATION



SITE LOCATION

**HANDLEY  
ELEMENTARY**

ENROLLMENT = 660



# STAGE 1 GISD CONSOLIDATION



SITE LOCATION

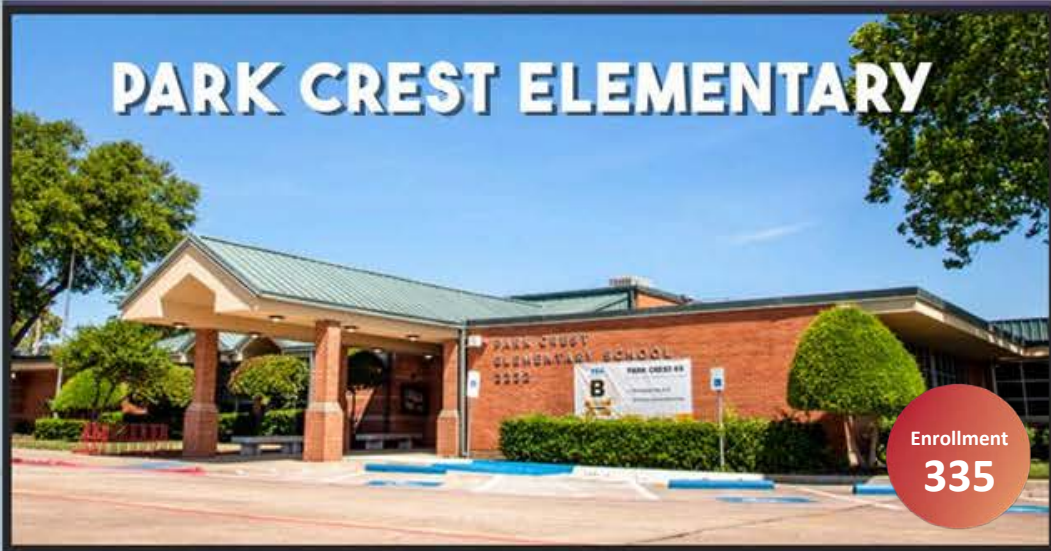
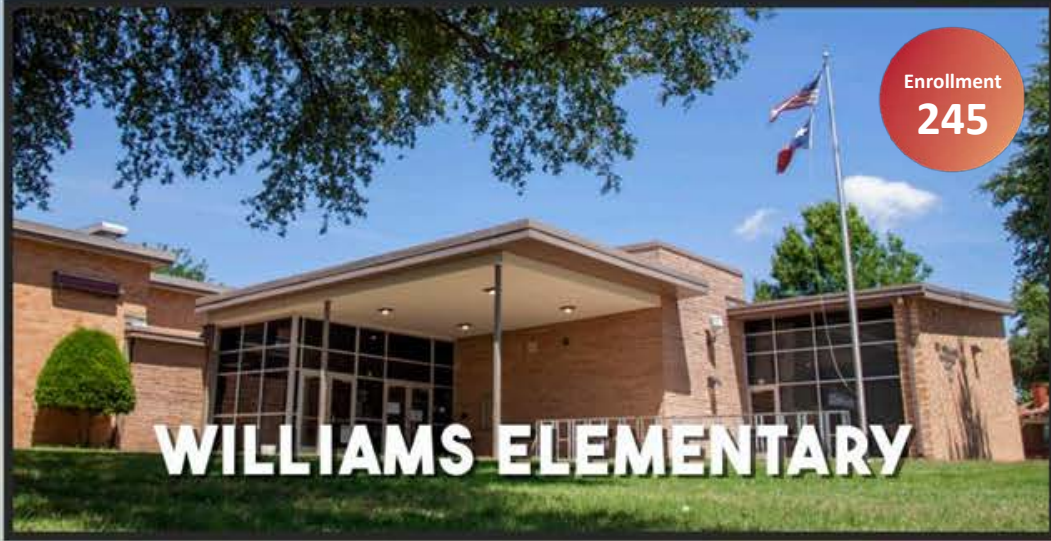
**GOLDEN MEADOWS  
ELEMENTARY**

ENROLLMENT = 739






# STAGE 1 GISD CONSOLIDATION





# STAGE 1 GISD CONSOLIDATION



**SITE LOCATION**

**CENTERVILLE ELEMENTARY**

(SWING CAMPUS)

A red rectangular box with a blue border contains the text "CENTERVILLE ELEMENTARY". Above the box, the words "SITE LOCATION" are written in white, flanked by two white curved arrows pointing towards the box. Below the box, the text "(SWING CAMPUS)" is written in blue. The background features several faint red star outlines.



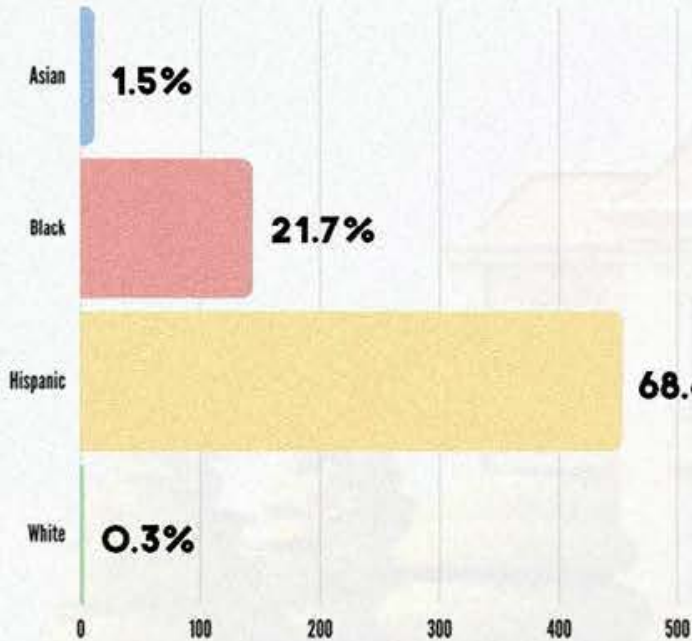


# NEW SCHOOL ENROLLMENT & DEMOGRAPHICS

Case 3:07-cv-00400-K Document 884 Filed 12/15/23 Page 123 of 233 PageID 16925

## HANDLEY STEM ELEMENTARY

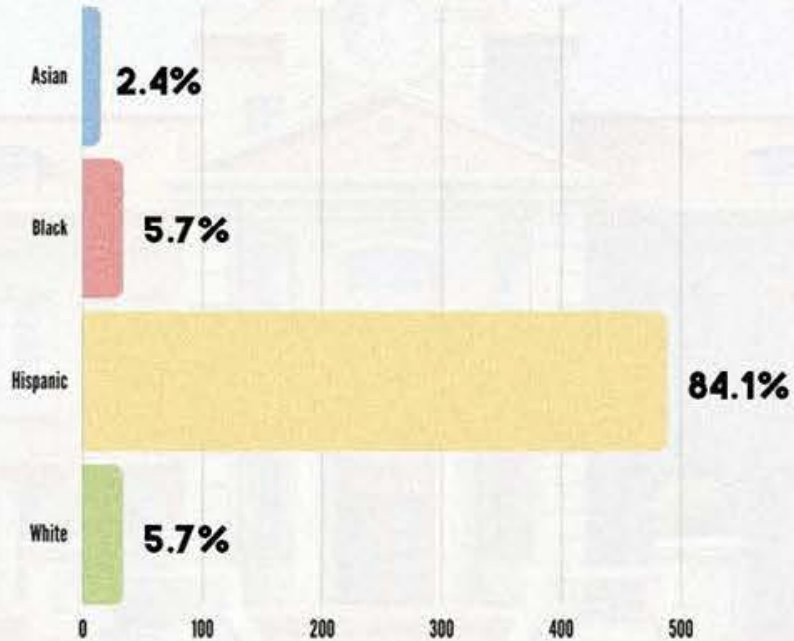
"CENTERVILLE ELEMENTARY"



ENROLLMENT = 660

## WILLIAMS ELEMENTARY

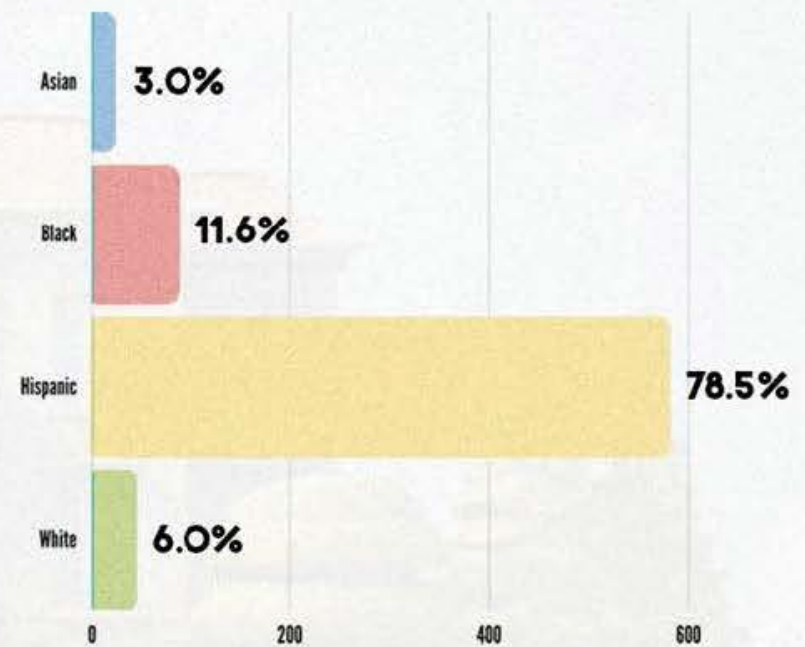
"PARK CREST ELEMENTARY"



ENROLLMENT = 580

## FREEMAN ELEMENTARY

"GOLDEN MEADOWS ELEMENTARY"

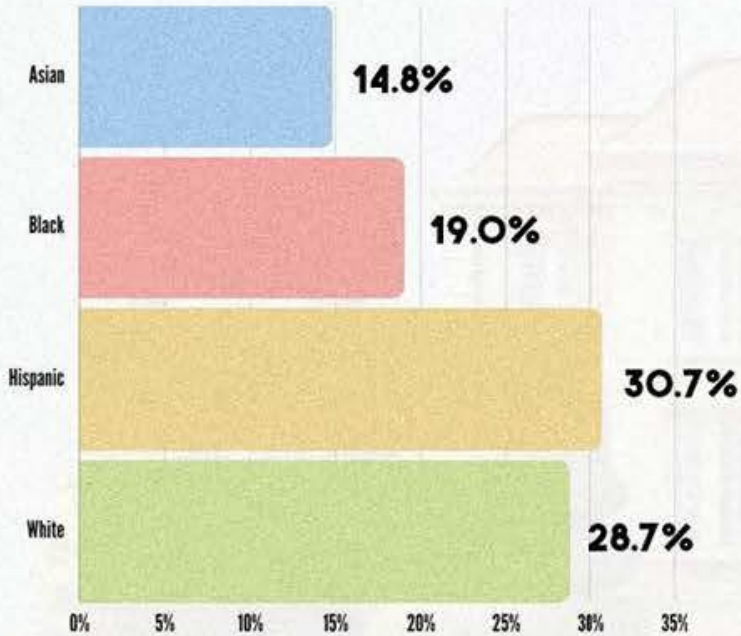


ENROLLMENT = 739

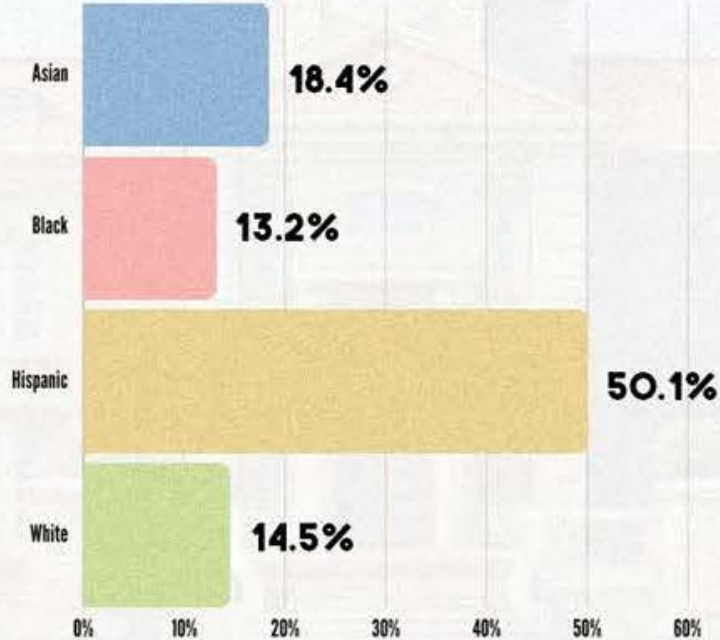
# NEW SCHOOL DEMOGRAPHICS

Case 3:20-cv-01009-K Document 884 Filed 12/15/23 Page 124 of 233 PageID 166936

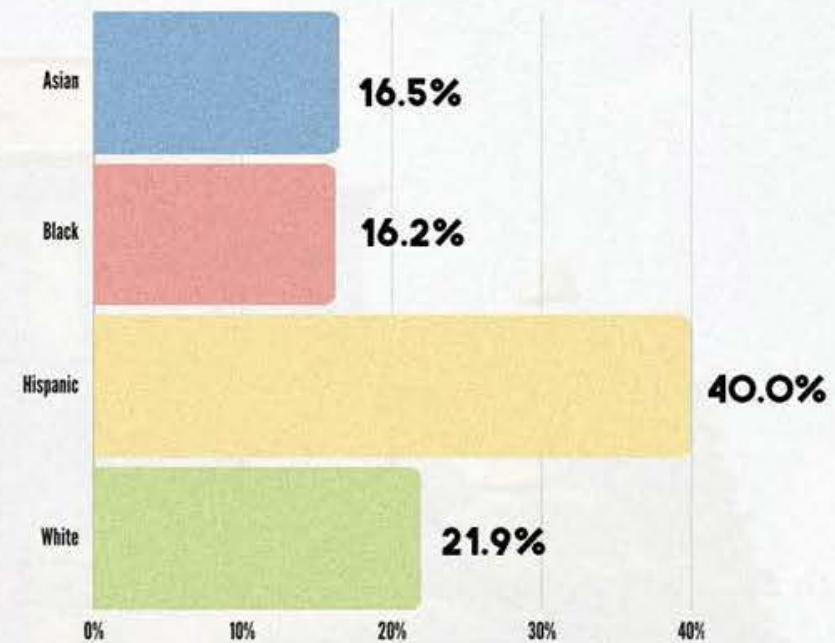
## KIMBERLIN ELEMENTARY



## HILLSIDE ELEMENTARY



## COMBINED CAMPUSES







# PORTABLES TO ACCOMMODATE THE MOVES





# MINIMAL IMPACT ON TRANSPORTATION

# STAFF TIMELINES FOR ASSIGNMENT



ADMINISTRATORS  
JANUARY



TEACHERS  
MARCH



SUPPORT STAFF  
APRIL



# TEACHER ASSIGNMENTS FOR CONSOLIDATION

- ★ SURVEY FOR PREFERENCES
- ★ TRANSFER OPPORTUNITIES
- ★ ASSIGN POSITIONS
- ★ HOLISTIC ASSIGNMENT RUBRIC
  - Student enrollment
  - Certification
  - Teaching assignments
  - Tenure





## Week of October 30..... Staff Meetings

November 14..... Special Called Meeting - Possible Board Vote

November 16..... Special Called MEC Meeting for Feedback

November 28..... Regular Board Meeting - Possible Board Vote  
Motion to Judge

December 15..... Kinkeade Report Submission

January 2024..... Administrator Assignments

January 8..... Choice of School: 1st-12th Starts

February 16..... Choice of School Ends

End of March..... Teacher Assignments

End of April..... Support Staff Assignments

May 31..... Begin Moving





Case 3:20-cv-01009-K Document 864 Filed 12/15/23 Page 19 of 233 PageID 166592

# **GISD CONSOLIDATION COMMUNITY MEETINGS**

**CENTERVILLE & HANDLEY FAMILIES**

## **SOUTH GARLAND AUDITORIUM**

December 4 6:30- 7:30 PM

**HILLSIDE FAMILIES**

## **HILLSIDE CAFETERIA**

December 5 6:30- 7:30 PM

**WILLIAMS & PARK CREST FAMILIES**

## **SAM HOUSTON CAFETERIA**

December 5 6:30- 7:30 PM

**FREEMAN & GOLDEN MEADOWS FAMILIES**

## **BUSSEY CAFETERIA**

December 7 6:30- 7:30 PM





# FEEDBACK?

**Enrollment by Race/Ethnicity**

Campus Name	Enrollment (10/6/2023)	American Indian or Alaska Native		Asian		Black or African American		Hispanic/Latino		Native Hawaiian or Other Pacific Islander		Two or More Races		White	
		N	%	N	%	N	%	N	%	N	%	N	%	N	%
<i>Handley</i>	660	3	0.5%	10	1.5%	143	21.7%	453	68.6%	-	-	22	3.3%	2	0.3%
Centerville	278	2	0.7%	5	1.8%	24	8.6%	227	81.7%	-	-	4	1.4%	16	5.8%
Handley	382	1	0.3%	5	1.3%	119	31.2%	226	59.2%	-	-	18	4.7%	13	3.4%
<i>Park Crest</i>	580	-	-	14	2.4%	33	5.7%	488	84.1%	-	-	12	2.1%	33	5.7%
Park Crest	335	-	-	13	3.9%	21	6.3%	278	83.0%	-	-	5	1.5%	18	5.4%
Williams	245	-	-	1	0.4%	12	4.9%	210	85.7%	-	-	7	2.9%	15	6.1%
<i>Golden Meadows</i>	739	2	0.3%	22	3.0%	86	11.6%	580	78.5%	2	0.3%	3	0.4%	44	6.0%
Freeman	287	2	0.7%	5	1.7%	28	9.8%	231	80.5%	-	-	2	0.7%	19	6.6%
Golden Meadows	452	-	-	17	3.8%	58	12.8%	349	77.2%	2	0.4%	1	0.2%	25	5.5%

IN THE UNITED STATES DISTRICT COURT  
FOR THE NORTHERN DISTRICT OF TEXAS  
DALLAS DIVISION

UNITED STATES OF AMERICA,

§

Plaintiff,

§

§

v.

§

Civil No. 3:70-CV-04100-K

§

§

THE TEXAS EDUCATION  
AGENCY et al.,

§

§

Defendants.

§

§

**ORDER**

Before the Court is Defendant Garland Independent School District’s Unopposed Motion for Approval of Consolidation Plan (the “Motion”). Doc. No. 84. Having carefully considered the Motion, the associated brief and exhibit, and the record in this case, the Court **GRANTS** the Motion.

**SO ORDERED.**

Signed December 13<sup>th</sup>, 2023.



ED KINKEADE  
UNITED STATES DISTRICT JUDGE